



MU: Research Funding

ศ.นพ. บรรจง มไหสวริยะ

INTERNATIONAL QUALITY

- **Research & Academic Excellence**
- **Degree Programs & Teaching**
- **Staff quality, motivation and dedication**
- **Student Input and Graduate Output**
- **Contribution to the community**

**To Be Global Competitive
University**



**IMPROVE
International Quality
& Global Presence**

GLOBAL PRESENCE

- **International Publications**
- **International Collaboration**
- **International Organizations**
- **International Staff & Students**
- **Reputation in Global Arena**



มหาวิทยาลัยมหิดล

Bring Mahidol to the World by Ranking



The key pillars:
Teaching

Research

Global outlook

Knowledge Transfer



Quality & Impact



มหาวิทยาลัยมหิดล

Bring Mahidol to the World by Ranking



2021 Academic Ranking of World Universities				
World Rank	Institution	Country/Region	National/Regional Rank	
401-500	 Mahidol University		1	
701-800	 Chulalongkorn University		2	
801-900	 Prince of Songkla University		3	
901-1000	 Chiang Mai University		4	

Criterion	Indicator	Code	Weighting
Quality of education	<ul style="list-style-type: none"> Alumni as Nobel laureates & Fields Medalists 	Alumni	<ul style="list-style-type: none"> 10%
Quality of faculty	<ul style="list-style-type: none"> Staff as Nobel Laureates & Fields Medalists Highly cited researchers in 21 broad subject categories 	Award HiCi	<ul style="list-style-type: none"> 20% 20%
Research output	<ul style="list-style-type: none"> Papers published in <i>Nature</i> and <i>Science</i>^[* 1] Papers indexed in Science Citation Index-expanded and Social Science Citation Index 	N&S PUB	<ul style="list-style-type: none"> 20% 20%
Per capita performance	<ul style="list-style-type: none"> Per capita academic performance of an institution 	PCP	<ul style="list-style-type: none"> 10%



มหาวิทยาลัยมหิดล

Bring Mahidol to the World by Ranking



SCIMAGO
INSTITUTIONS
RANKINGS



FACTOR	INDICATOR	WEIGHT
Research (50%)	Normalized Impact (NI)	13%
	Excellence with Leadership (<u>EwL</u>)	8%
	Output (O)	8%
	Scientific Leadership (L)	5%
	Not Own Journals (<u>NotOJ</u>)	3%
	Own Journals (OJ)	3%
	Excellence (<u>Exc</u>)	2%
	High Quality Publications (Q1)	2%
	International Collaboration (IC)	2%
	Open Access (OA)	2%
	Scientific Talent Pool (STP)	2%
Innovation (30%)	Innovative Knowledge (IK)	10%
	Patents (PT)	10%
	Technological Impact (TI)	10%
Societal (20%)	<u>Altmetrics</u> (AM)	10%
	Inbound Links (BN)	5%
	Web Size (WS)	5%



CWTS Leiden Ranking 2021

Time period, field, and region/country

Time period: 2016–2019

Field: All sciences

Region/country: Thailand

Min. publication output: 100

Indicators

Type of indicators: Scientific impact

Indicators: P, P(top 10%), PP(top 10%)

Order by: P

☒ Calculate impact indicators using fractional counting

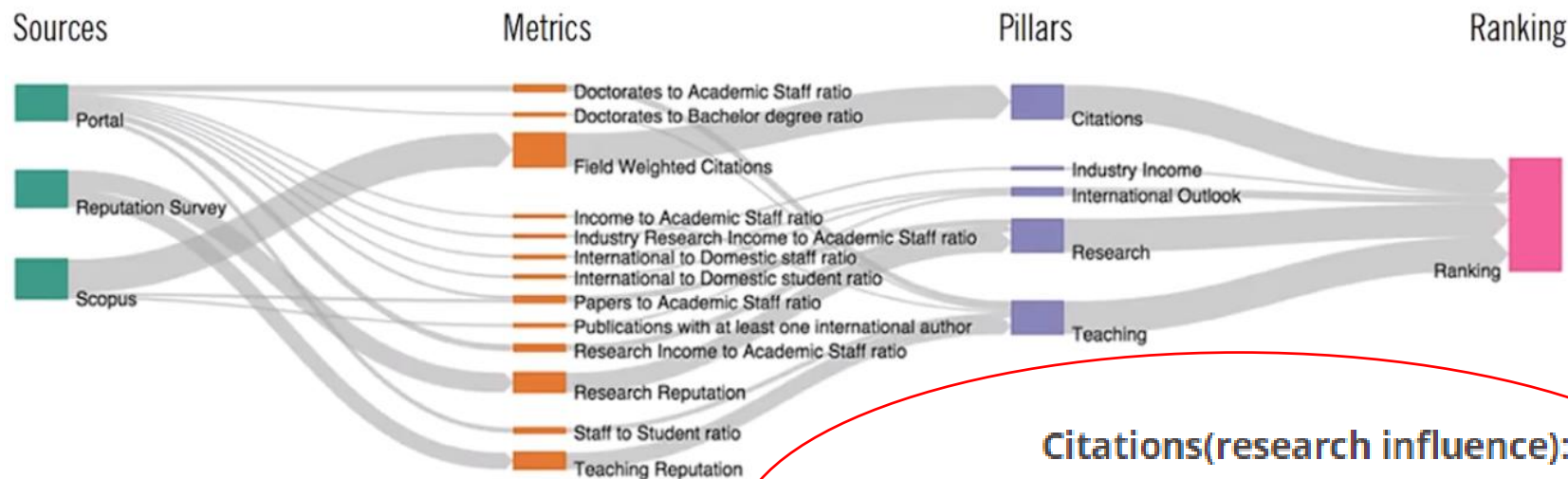
	University		P	P(top 10%)	PP(top 10%)	
1	Mahidol Univ		3399	200	5.9%	
2	Chulalongkorn Univ		3144	166	5.3%	
3	Chiang Mai Univ		2048	99	4.9%	
4	Khon Kaen Univ		1651	75	4.6%	
5	Prince Songkla Univ		1546	63	4.1%	
6	Kasetsart Univ		1340	68	5.1%	

	University		P	P(top 10%)	PP(top 10%)	
401	Trinity Coll Dublin		3427	488	14.2%	
402	Carnegie Mellon Univ		3424	499	14.6%	
403	Univ Cape Town		3401	316	9.3%	
404	Mahidol Univ		3399	200	5.9%	



Bring Mahidol to the World by Ranking

THE WORLD UNIVERSITY RANKINGS 2021 : METHODOLOGY



Teaching (the learning environment): 30%

- Reputation survey: 15%
- Staff-to-student ratio: 4.5%
- Doctorate-to-bachelor's ratio: 2.25%
- Doctorates-awarded-to-academic-staff ratio: 6%
- Institutional income: 2.25%

Industry income (knowledge transfer): 2.5%

Citations(research influence): 30%

Research (volume, income and reputation): 30%

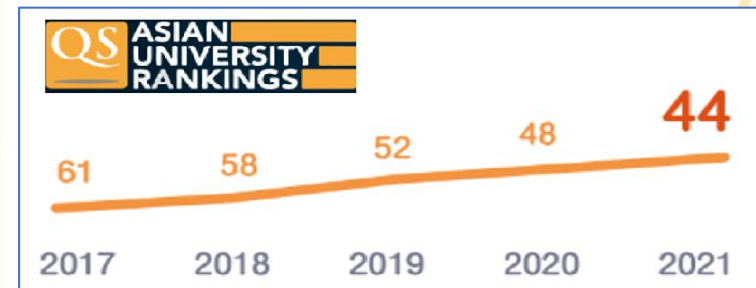
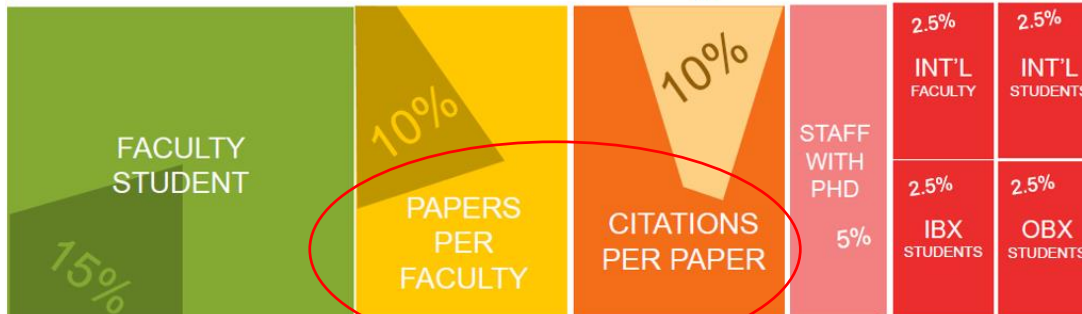
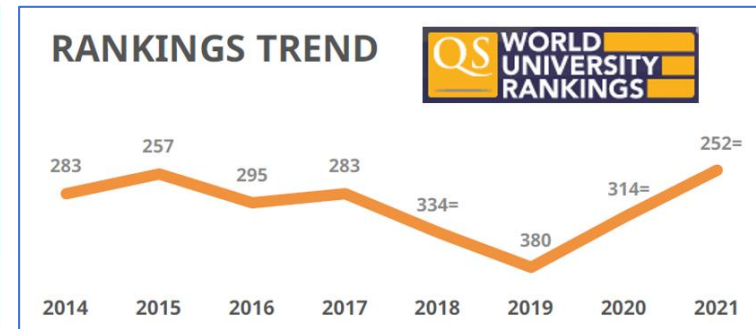
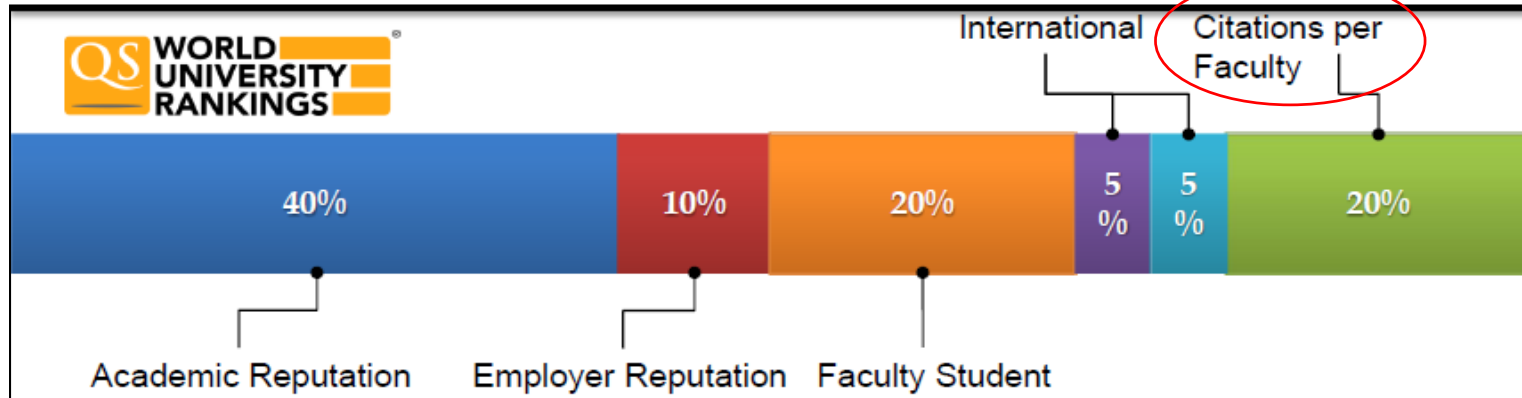
- Reputation survey: 18%
- Research income: 6%
- Research productivity: 6%

International outlook (staff, students, research): 7.5%

- Proportion of international students: 2.5%
- Proportion of international staff: 2.5%
- International collaboration: 2.5%



Bring Mahidol to the World by Ranking





Bring Mahidol to the World by Ranking

RANKING WEB OF UNIVERSITIES

INDICATORS	METHODOLOGY	WEIGHT
PRESENCE	DISCONTINUED	
VISIBILITY	Number of external networks linking to the institution's webpages	50%
TRANSPARENCY (or OPENNESS)	Number of citations from Top 210 authors	10%
EXCELLENCE (or SCHOLAR)	Number of papers amongst the top 10% most cited in each one of the all 27 disciplines : 2015-2019	40%

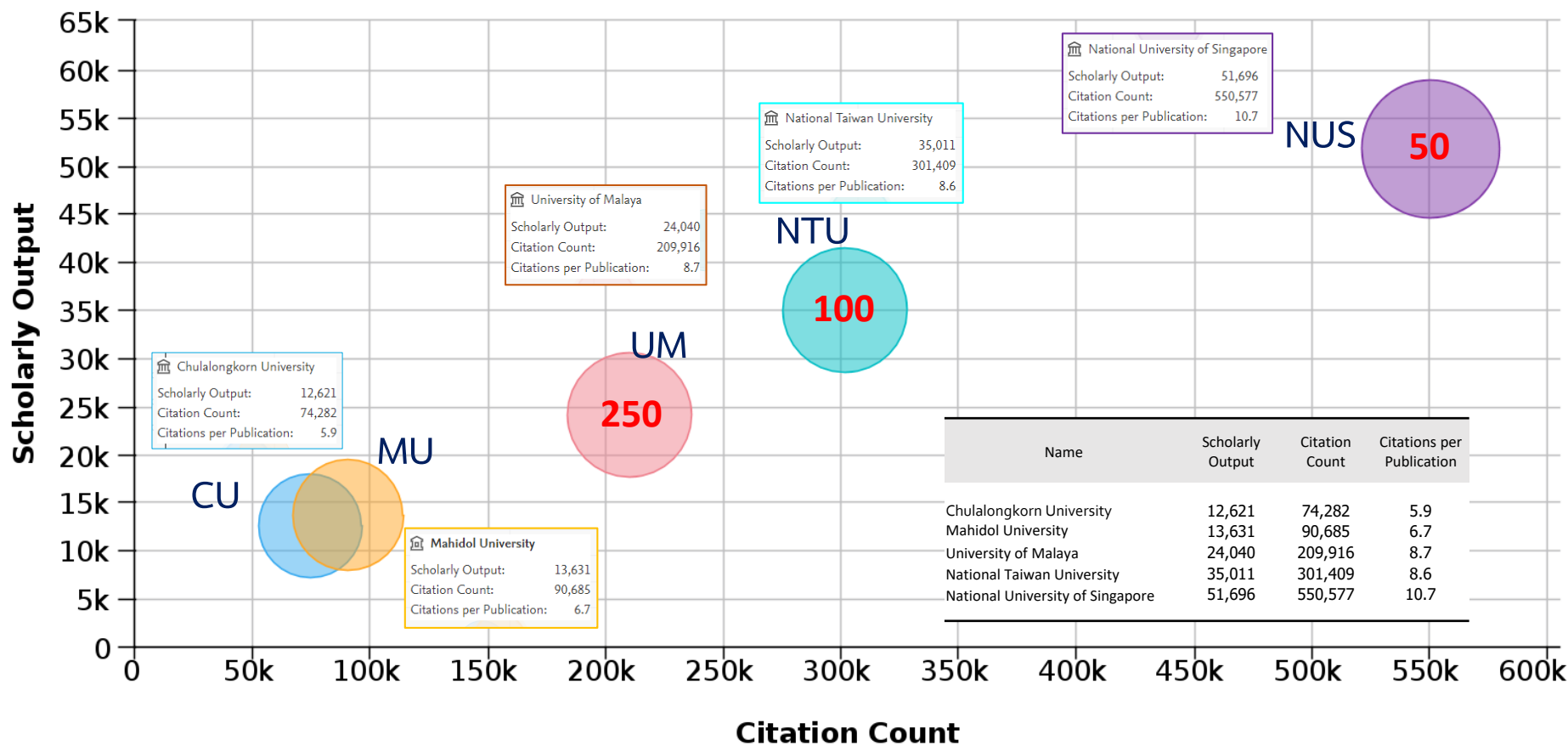
Thailand

Universities: January 2021

ranking	World Rank	University	Impact Rank*	Openness Rank*	Excellence Rank*
1	476	Chulalongkorn University	704	503	581
2	531	Mahidol University	769	662	634
3	700	Chiang Mai University	681	1063	970
4	796	Khon Kaen University	669	1224	1165
5	805	Kasetsart University	581	1076	1339
6	1103	Prince of Songkla University	1311	1358	1418
7	1194	Thammasat University	1226	1396	1680
8	1312	King Mongkut's University of Technology Thonburi	1827	1365	1631
9	1376	Naresuan University	1044	2019	2107
10	1423	Suranaree University of Technology	1811	2131	1698
11	1481	Asian Institute of Technology Thailand	1286	1941	2193
12	1573	King Mongkut's University of Technology North Bangkok	2109	1381	2091
13	1854	Burapha University	962	2575	3258
14	1885	Srinakharinwirot University	1944	1959	2754
15	1916	Suan Sunandha Rajabhat University	865	2323	3597
16	2120	University of Phayao	2331	2622	2865
17	2168	Mae Fah Luang University	5713	1654	2063
18	2339	King Mongkut's Institute of Technology Ladkrabang	1513	5963	2125
19	2577	Walailak University	2200	2228	3959
20	2658	Rangsit University	2542	1853	4058

Mahidol University: Research Output

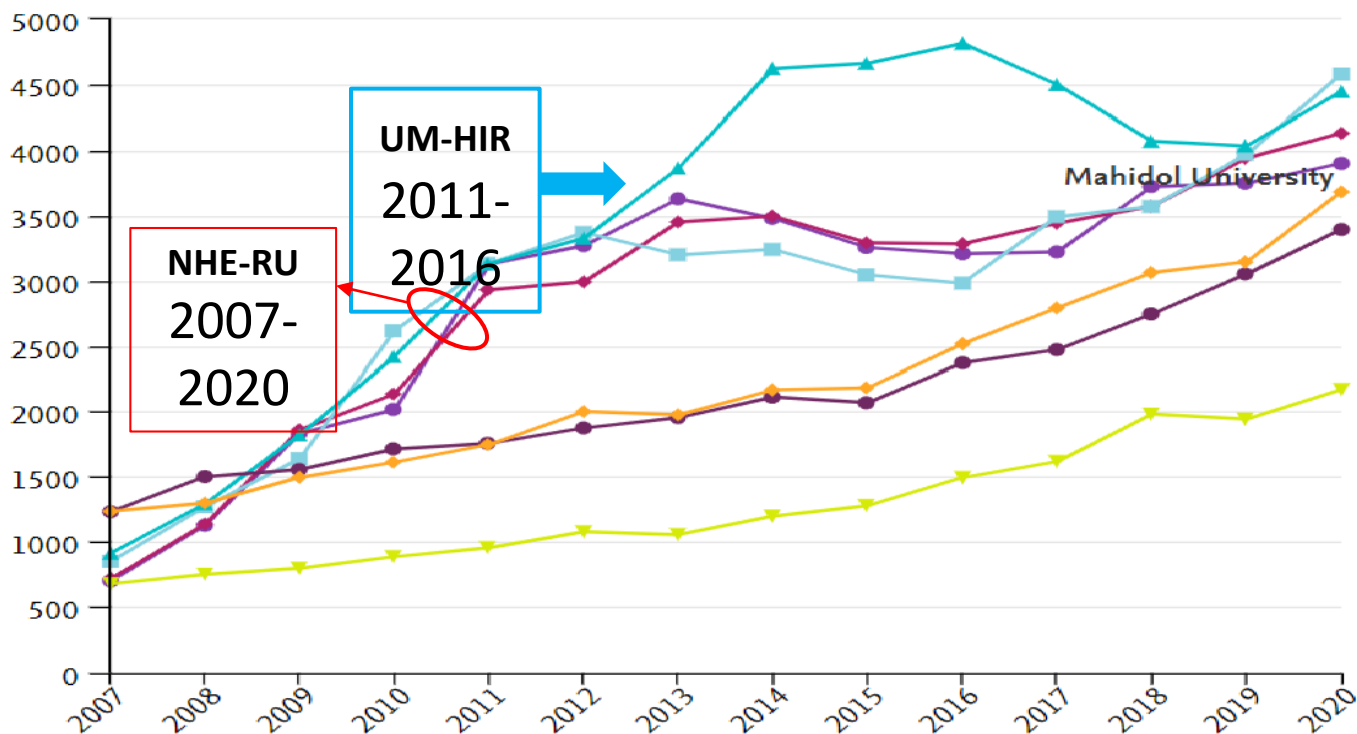
SciVal





Malaysia vs Thai University

Scholarly Output



- ▲ University of Malaysia
- Universiti Sains Malaysia
- ◆ Universiti Putra Malaysia
- Universiti Kebangsaan Malaysia
- ◆ Mahidol University
- Chulalongkorn University
- ▼ Chiang Mai University

HIR= High impact research
NHE-RU= National higher education-Research univ.

UTM → join NHE-RU in 2010



มหาวิทยาลัยมหิดล



+



+



ARTU



UNSW
SYDNEY



UNSW
SYDNEY

ARTU

ARTU 2021

(The Aggregate Ranking of Top Universities)

จัดอันดับมหาวิทยาลัย **TOP 400** ทั่วโลก

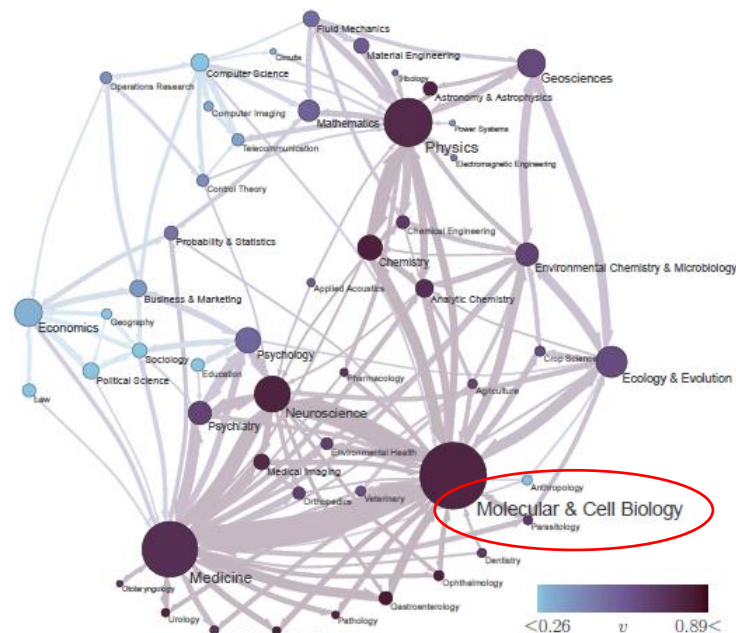
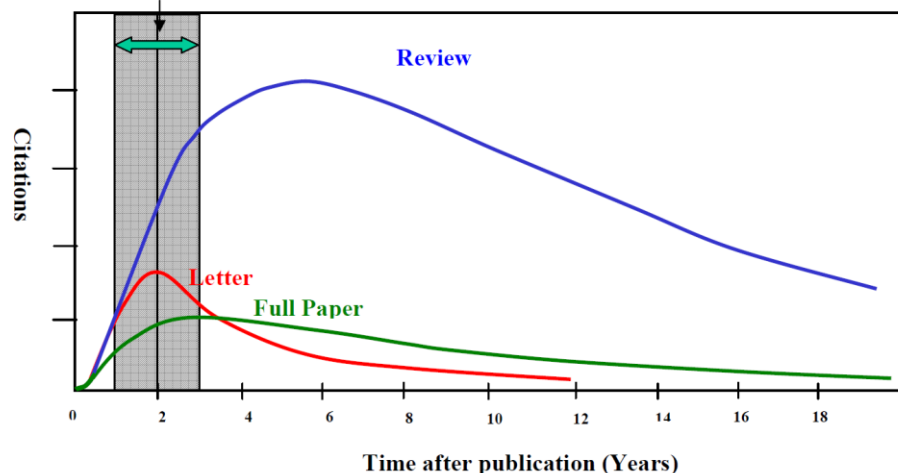
โดย University of New South Wales

มหาวิทยาลัยใน ASEAN ที่ได้รับการจัดอันดับ	ประเทศ	ARTU Rank
National University of Singapore (NUS)	Singapore	29
Nanyang Technological University (NTU)	Singapore	38
University of Malaya (UM)	Malaysia	217
National University of Malaysia (UKM)	Malaysia	342
Mahidol University (MU)	Thailand	358
Universiti Putra Malaysia (UPM)	Malaysia	376
University of Science, Malaysia (USM)	Malaysia	379
Universiti Teknologi Malaysia (UTM)	Malaysia	389

*ARTU มีหลักเกณฑ์การจัดอันดับของแต่ละมหาวิทยาลัยโดยพิจารณาจากการจัดอันดับโลกใน 3 กระดานหลัก ได้แก่ QS, THE และ ARWU

Research Impact: Citations

Impact Factor window



- 42.5% International collaboration**
3,689 publications (42.5%) were co-authored with Institutions in other countries
Citations per Publication: 9.0
- 19.7% National collaboration**
1,713 publications (19.7%) were co-authored with other Institutions in Thailand, but not with Institutions in other countries
Citations per Publication: 3.6
- 34.6% Institutional collaboration**
3,005 publications (34.6%) were co-authored with others at Mahidol University, but not with other Institutions
Citations per Publication: 2.5
- 3.1% Single authorship**
271 publications (3.1%) were not co-authored but had a single author
Citations per Publication: 2.9

Open Access
Review Article
Collaborations
Basic Research



Research Output & Citation

Scholarly Output 2010-2019

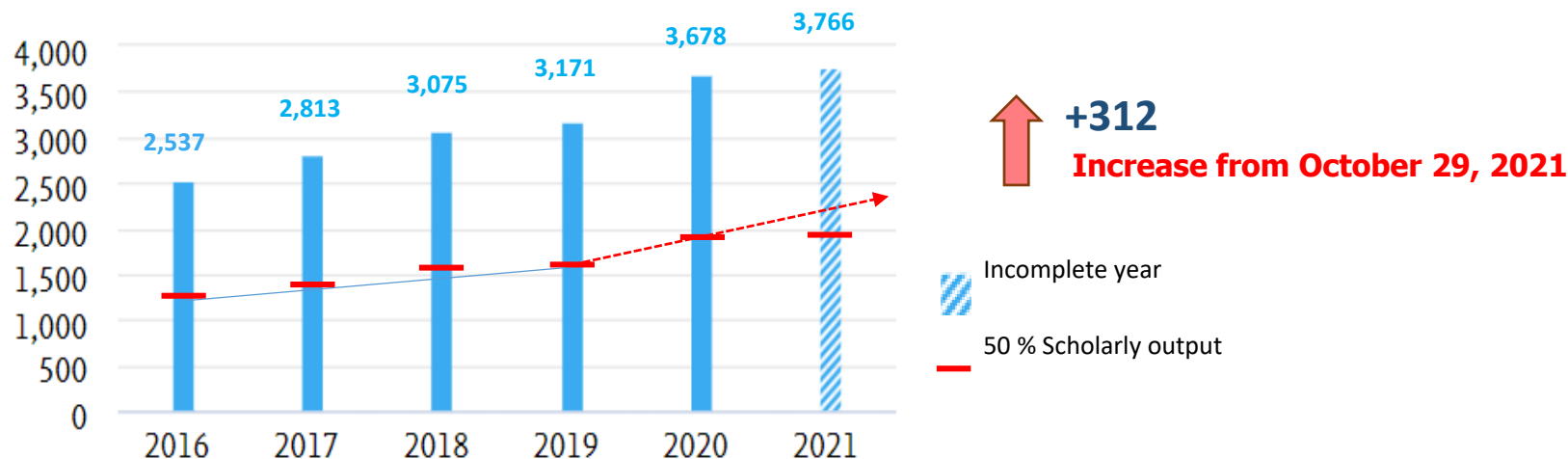


Citation Count	
Q1-Q4	329,659
Q1 only	254,788
Q2 only	53,814

% Contribution to Citation	
Q1	77.3%
Q2	16.3%
Q3-4	6.4%



Scholarly Output



Publication in Q1-Q2 (Top 50%) Journals by SJR

