



**THE Impact
Ranking 2023**

ระเบียบวาระที่ 1.1

ผลการจัดอันดับ Times Higher Education (THE) Impact Ranking 2023 ของมหาวิทยาลัยมหิดล

กองกายภาพและสิ่งแวดล้อม



































THE Impact Ranking	Institutions Participated
2020	768
2021	1,117
2022	1,406
2023	1,591



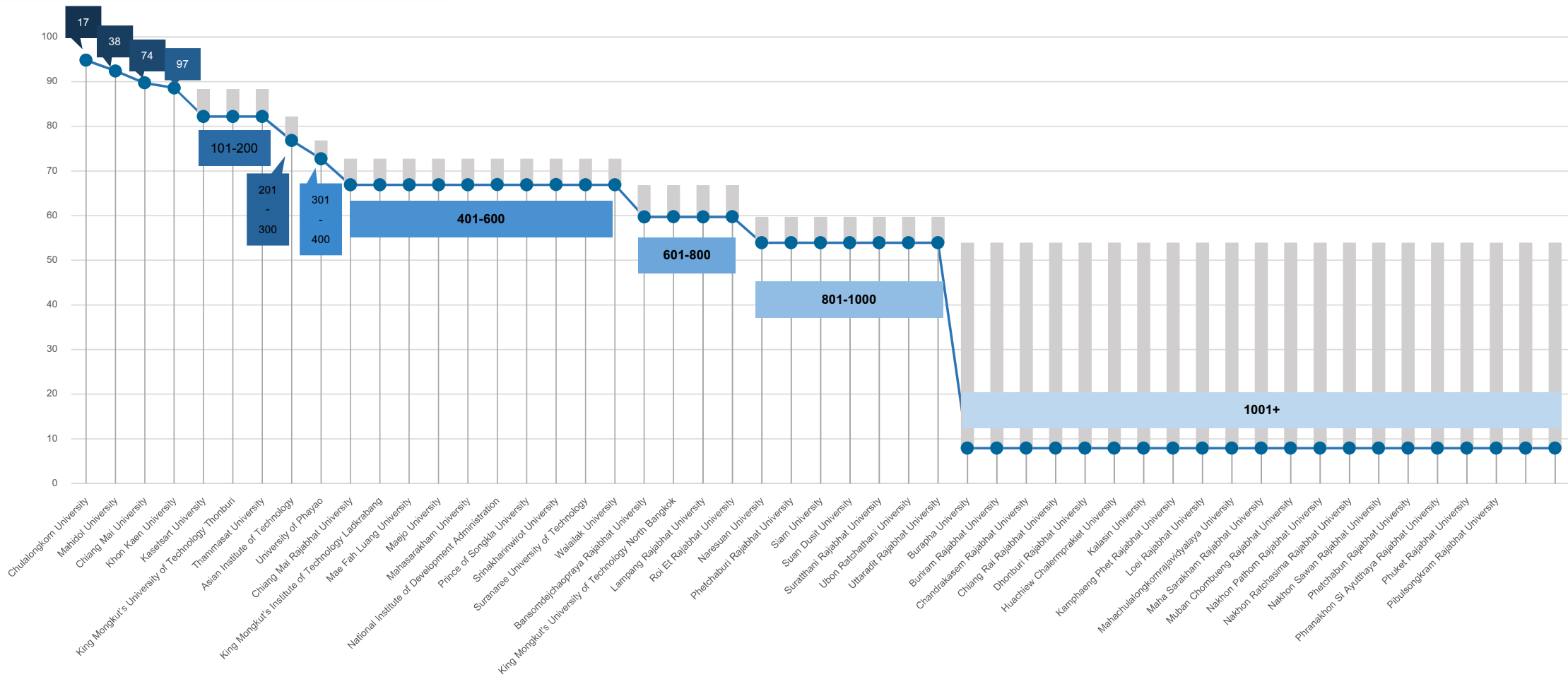
65 Thai universities participated

Thai Rank	Name	Best Score by Rank				Total Score	Overall Ranked				
1	Chulalongkorn University	9	99.0	3	88.1	8	74.4	17	95.6	94.8	17
2	Mahidol University	3	92.8	7	81.3	9	92.8	17	98.1	92.4	38
3	Chiang Mai University	5	71.1	3	81.7	12	80.7	17	95.7	89.7	74
4	Khon Kaen University	2	85.9	5	71.2	7	79.3	17	87.0	88.6	97
=5	Kasetsart University	2	82.5	14	84.1	11	79.2	17	94.2	82.2–88.2	101–200
=5	King Mongkut's University of Technology Thonburi	1	87.3	7	75.9	9	73.0–87.2	17	92.0	82.2–88.2	101–200
=5	Thammasat University	5	76.7	11	84.1	16	80.9	17	92.2	82.2–88.2	101–200
8	Asian Institute of Technology	16	78.0	12	66.8–76.6	2	73.0	17	75.6–81.7	76.8–82.1	201–300
9	University of Phayao	5	61.5–66.9	4	66.6–73.0	12	58.7–66.7	17	61.1–70.5	72.7–76.7	301–400
10	มีจำนวนมหาวิทยาลัยไทยใน rank นี้ 10 มหาวิทยาลัย										401-600

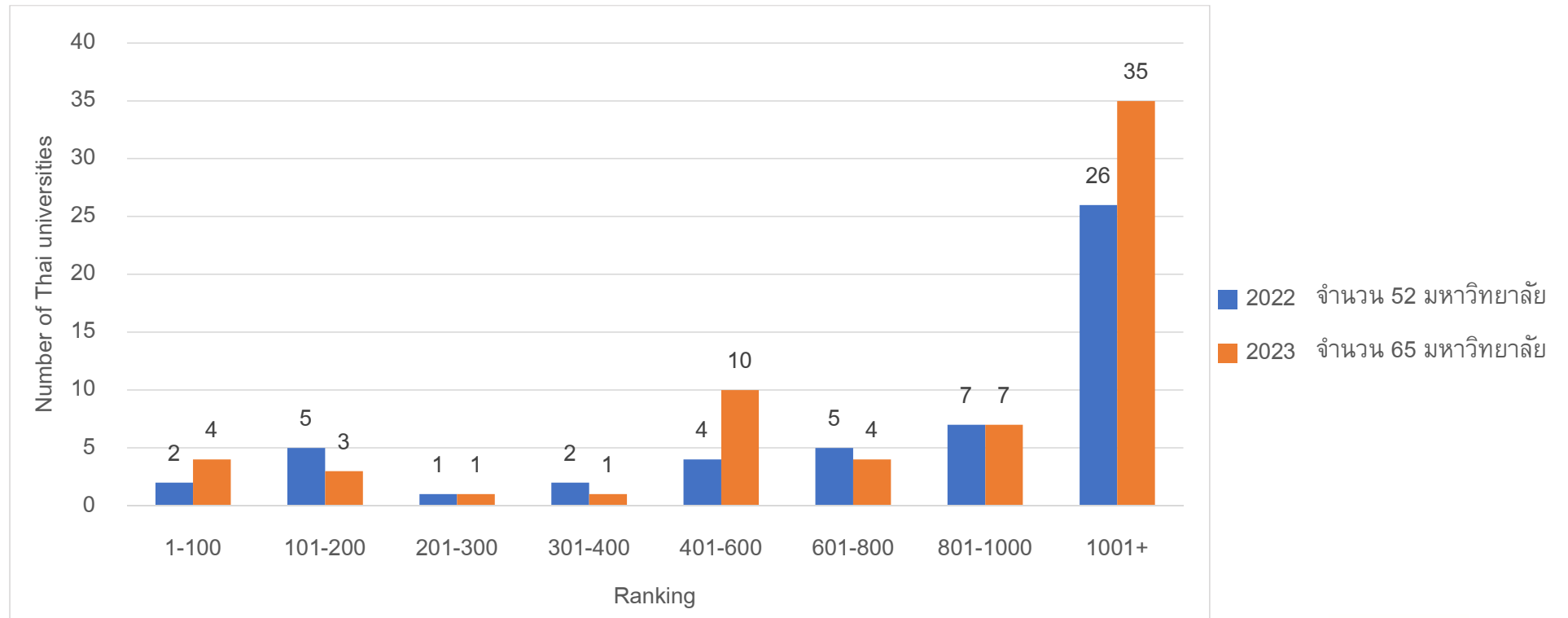
1st ranking of Thai universities in each SDG

									
	KMUTT	KKU	MU	KKU	TU	KMUTT	MU	CU	
									
Score	87.3	85.9	92.8	79.1	76.7	77.8	81.3	74.4	
World Rank	4	9	3	=33	7	=39	5	=61	
									
	CU	AIT	TU	MU	CU	KU	MU	MU	
									
Score	99.0	65.2-73.3	84.1	82.3	77.0	84.1	88.7	83.2	98.1
World Rank	24	101-200	=37	=54	33	25	20	37	5

Thai universities ranking in 2023







Ranking Comparison of Thai universities in 2022-2023



มหาวิทยาลัยมหิดล อันดับที่ 38 ของโลก
จากการจัดอันดับ Times Higher Education (THE)
Impact Ranking 2023

- SDG3: อันดับที่ 3 ของโลก และเป็นอันดับที่ 1 ของประเทศไทย
- SDG7, SDG17: อันดับที่ 5 ของโลก และเป็นอันดับที่ 1 ของประเทศไทย
- SDG12, SDG15, SDG16: อันดับที่ 1 ของประเทศไทย

Mahidol University	Overall 2023				
Score (official)	92.4	92.8	81.3	92.8	98.1
Ranking (official)	38	3	5	62	5
Institutions ranked	1,591	1,281	812	873	1,625

Mahidol University	Overall 2020	Overall 2021	Overall 2022	Overall 2023
Score (official)	72.0	80.5	88.5	92.4
Ranking (official)	201-300	101-200	101-200	38
Institutions ranked	768	1,115	1,406	1,591
SDG Participated	SDG 3, 4, 12, 13, 17	except SDG 8	except SDG 8	except SDG 8

Score in 2023

Mahidol University	1 NO POVERTY	2 ZERO HUNGER	3 GOOD HEALTH AND WELL-BEING	4 QUALITY EDUCATION	5 GENDER EQUALITY	6 CLEAN WATER AND SANITATION	7 AFFORDABLE AND CLEAN ENERGY	9 INDUSTRY, INNOVATION AND INFRASTRUCTURE
Your Rank	=46	18	3	=89	=38	44	5	62
Institutions ranked	876	647	1,218	1,304	1,081	702	812	873
Your Score	75.4	80.6	92.8	73.6	71.8	77.3	81.3	92.8
Ranking in Thailand	4	3	1	5	3	2	1	2

















Mahidol University	10 REDUCED INEQUALITIES	11 SUSTAINABLE CITIES AND COMMUNITIES	12 RESPONSIBLE CONSUMPTION AND PRODUCTION	13 CLIMATE ACTION	14 LIFE BELOW WATER	15 LIFE ON LAND	16 PEACE, JUSTICE AND STRONG INSTITUTIONS	17 PARTNERSHIPS FOR THE GOALS
Your Rank	301-400	101-200	=54	101-200	=66	20	37	5
Institutions ranked	901	860	674	735	504	586	910	1,625
Your Score	55.9	68	82.3	61.9	74	88.7	83.2	98.1
Ranking in Thailand	=2	=5	1	=2	4	1	1	1

Score Comparison in 2021-2023

THE Impact Ranking	Mahidol University	1 NO POVERTY	2 ZERO HUNGER	3 GOOD HEALTH AND WELL-BEING	4 QUALITY EDUCATION	5 GENDER EQUALITY	6 CLEAN WATER AND SANITATION	7 AFFORDABLE AND CLEAN ENERGY	8 INDUSTRY, INNOVATION AND INFRASTRUCTURE
--------------------	--------------------	--------------	---------------	------------------------------	---------------------	-------------------	------------------------------	-------------------------------	---

2021	Overall Rank	=63	=65	7	301-400	=97	83	84	301-400
	Your Score	68.3	65.5	90.8	52.6-58.0	64.2	63.0	65.4	40.7-52.0
	Ranking in Thailand	4	4	1	=3	2	2	3	=5

2022	Overall Rank	82	101-200	=16	=42	=28	87	=58	101-200
	Your Score	72.5	63.8	89.0	77.1	72.8	69.5	71.2	74.3
	Ranking in Thailand	5	=6	=1	1	3	2	=2	=2














2023	Overall Rank	=46 	18 	3 	=89 	=38 	44 	5 	62 
	Your Score	75.4 	80.6 	92.8 	73.6 	71.8 	77.3 	81.3 	92.8 
	Ranking in Thailand	4	3	1	5	3	2	1	2

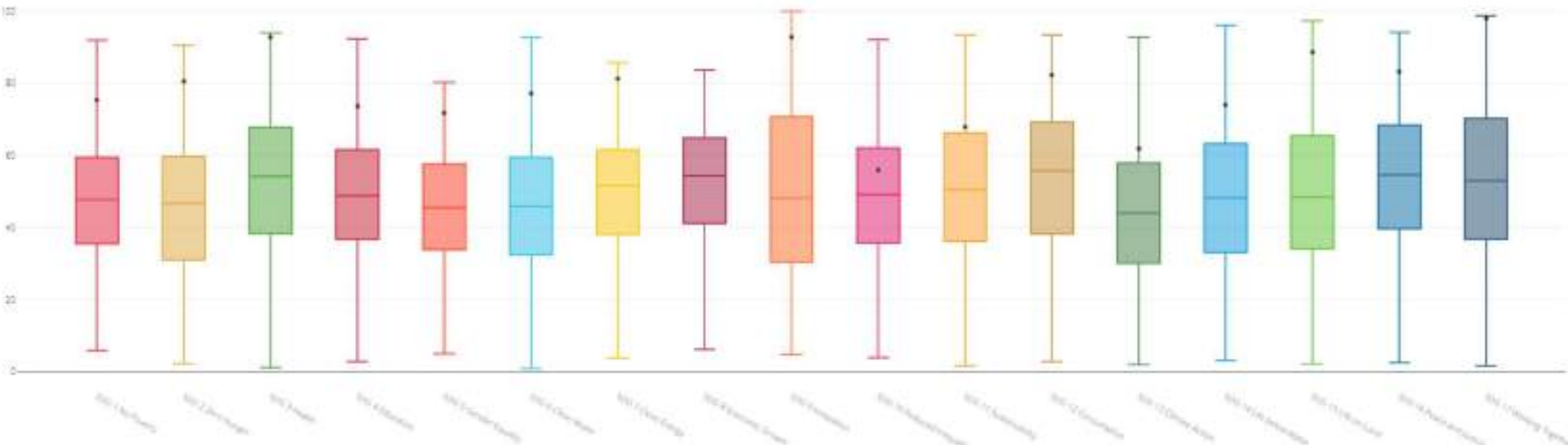
Score Comparison in 2021-2023

THE Impact Ranking	Mahidol University	10 REDUCED INEQUALITIES	11 SUSTAINABLE INDUSTRIES, INNOVATION AND INFRASTRUCTURE	12 RESPONSIBLE CONSUMPTION AND PRODUCTION	13 CLIMATE ACTION	14 LIFE BELOW WATER	15 LIFE ON LAND	16 PEACE, JUSTICE AND STRONG INSTITUTIONS	17 PARTNERSHIPS FOR THE GOALS
--------------------	--------------------	-------------------------	--	---	-------------------	---------------------	-----------------	---	-------------------------------

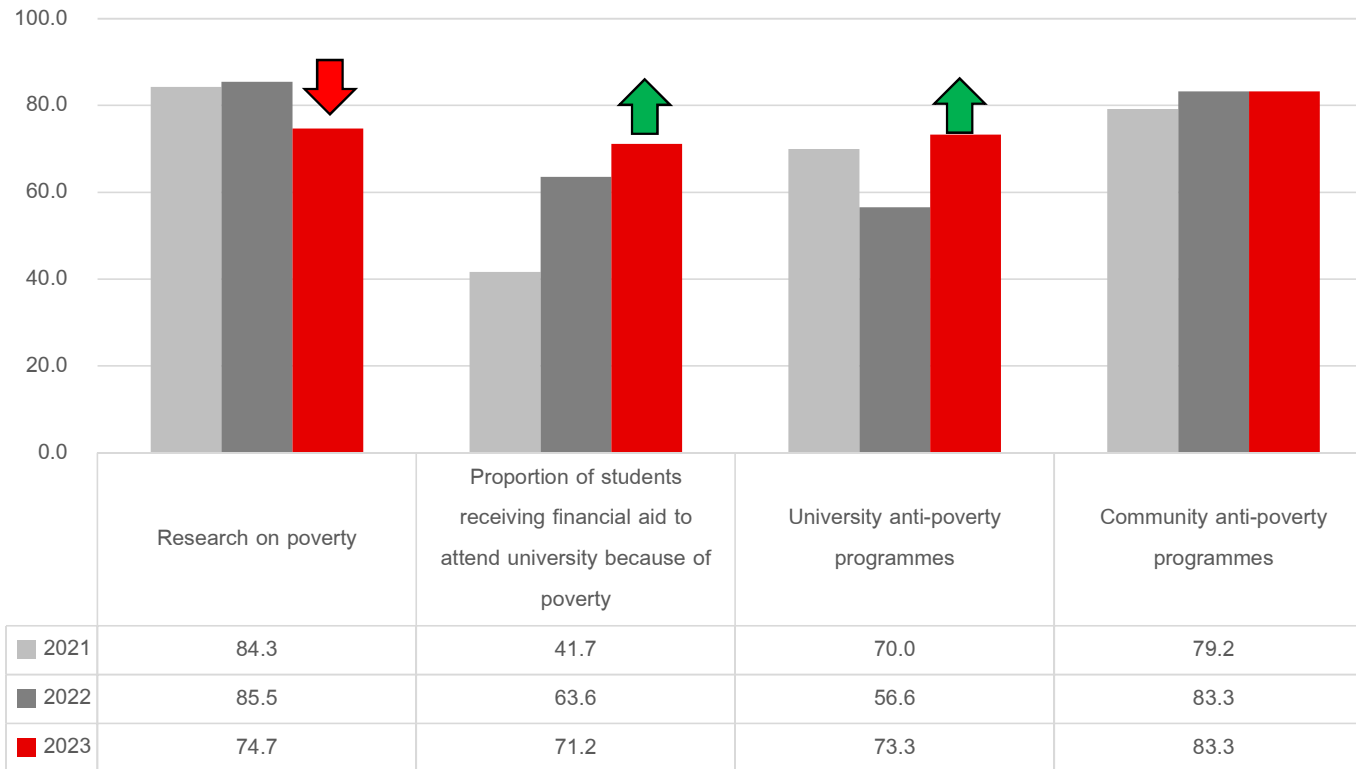
2021	Overall Rank	301-400	201-300	101-200	201-300	101-200	=68	401-600	201-300
	Your Score	43.0-49.5	53.9-61.8	56.8-69.9	36.1-47.9	42.1-59.0	69.3	21.6-47.3	64.9-73.4
	Ranking in Thailand	=3	=6	=4	=2	=5	2	=4	=7

2022	Overall Rank	201-300	201-300	101-200	101-200	=66	=80	401-600	101-200
	Your Score	60.1	66.7	73.7	55.1	73.8	75.6	55.6	89.4
	Ranking in Thailand	=2	6	=4	=2	4	4	=8	=5

2023	Overall Rank	301-400 	101-200 	=54 	101-200	=66	20 	37 	5 
	Your Score	55.9	68 	82.3 	61.9 	74 	88.7 	83.2 	98.1 
	Ranking in Thailand	=2	=5	1	=2	4	1	1	1



Metric Score of SDG1

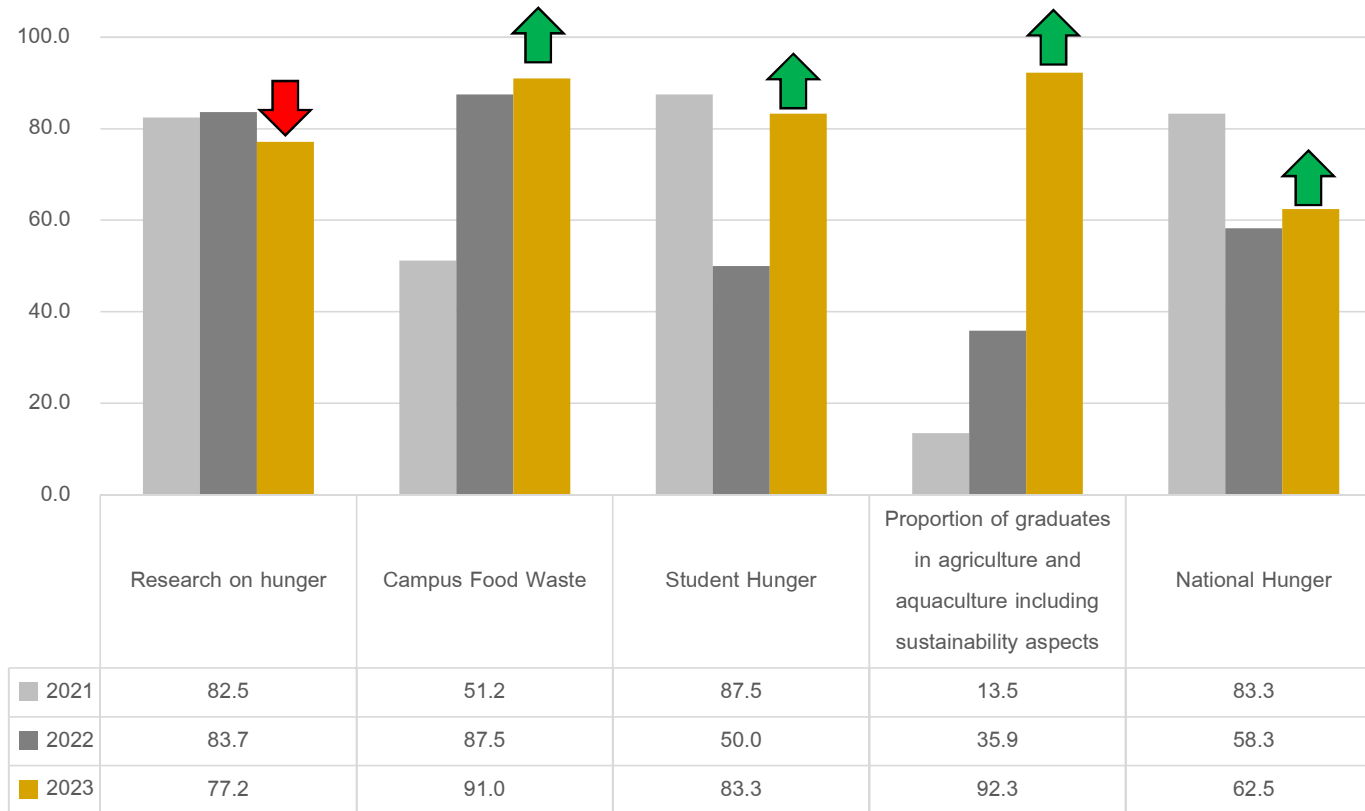


Year	Score
2021	68.3
2022	72.5
2023	75.4



Note: The above scores are metric scores, but indicator scores have not yet been published.

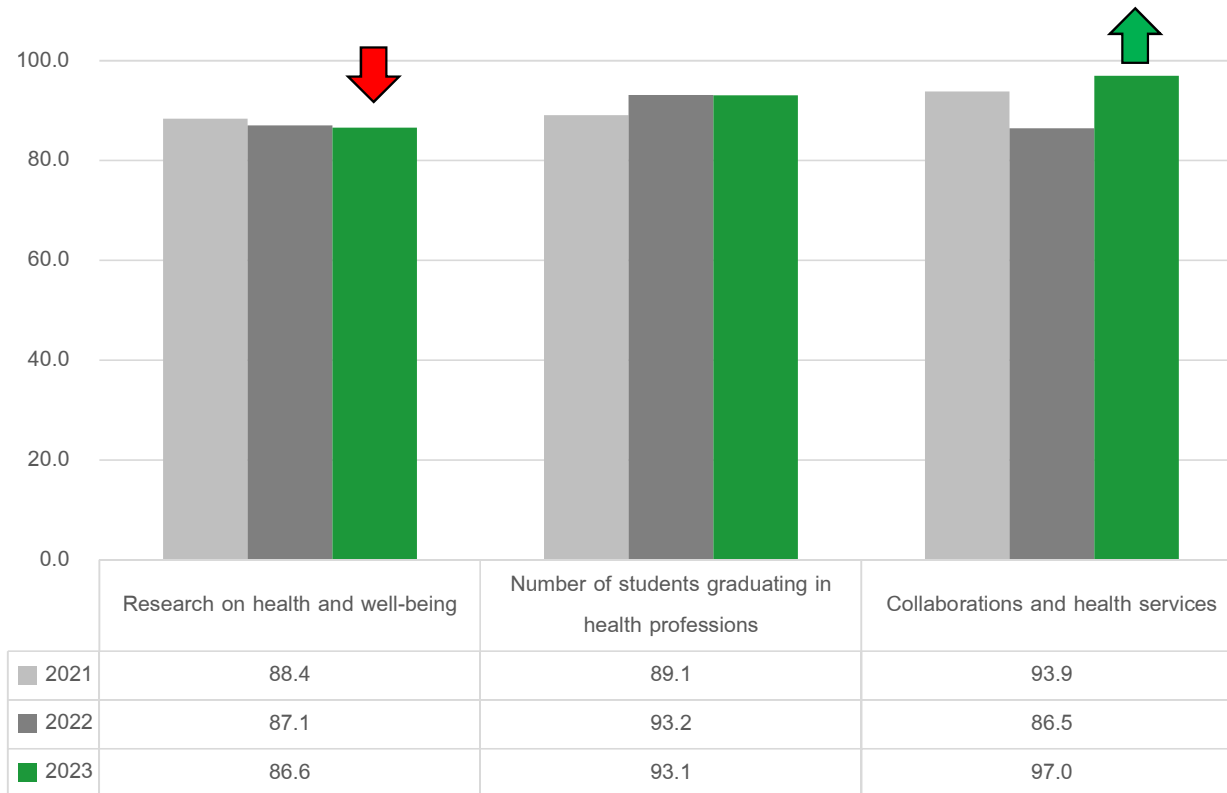
Metric Score of SDG2



Year	Score
2021	65.5
2022	63.8
2023	80.6

Note: The above scores are metric scores, but indicator scores have not yet been published.

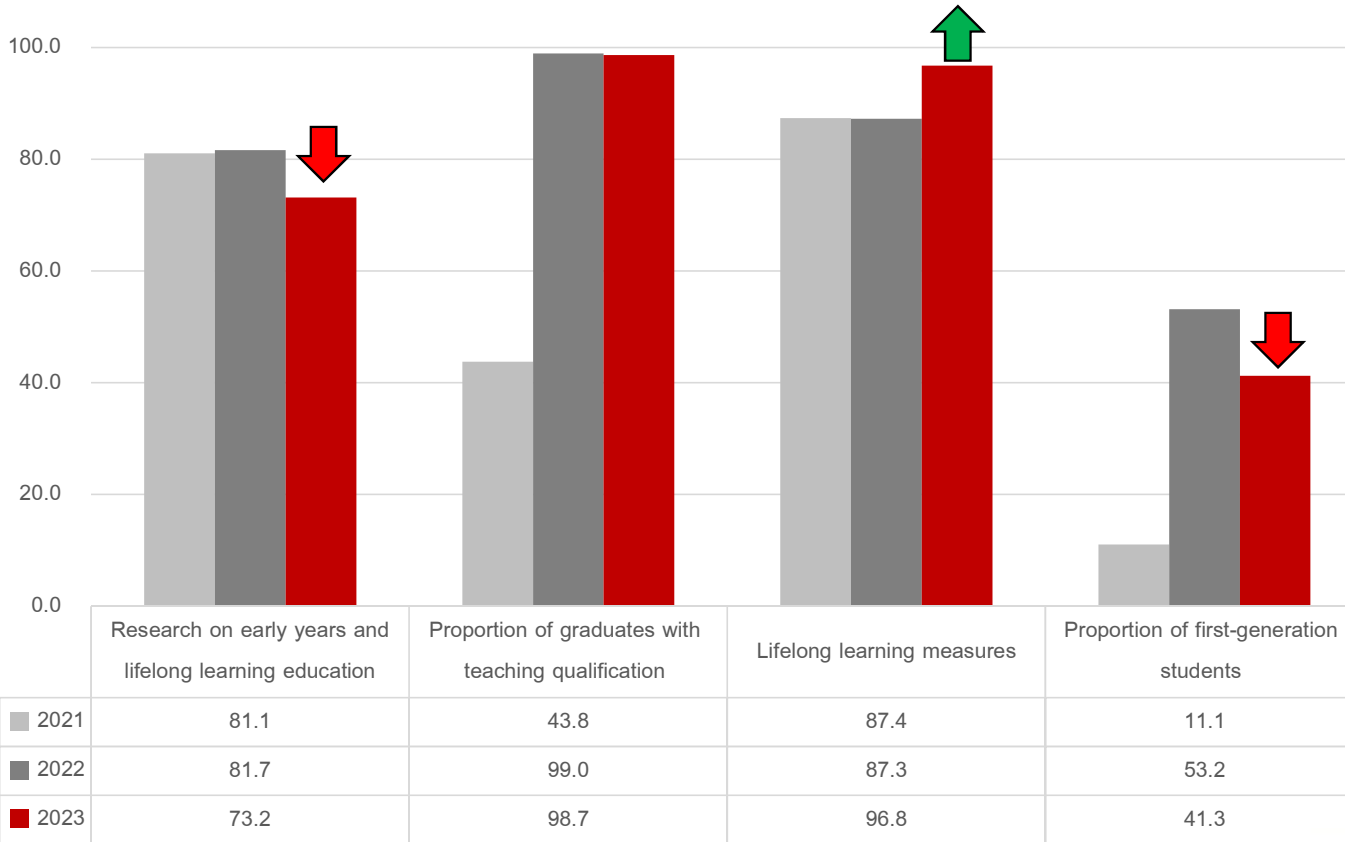
Metric Score of SDG3



Year	Score
2021	90.8
2022	89.0
2023	92.8

Note: The above scores are metric scores, but indicator scores have not yet been published.

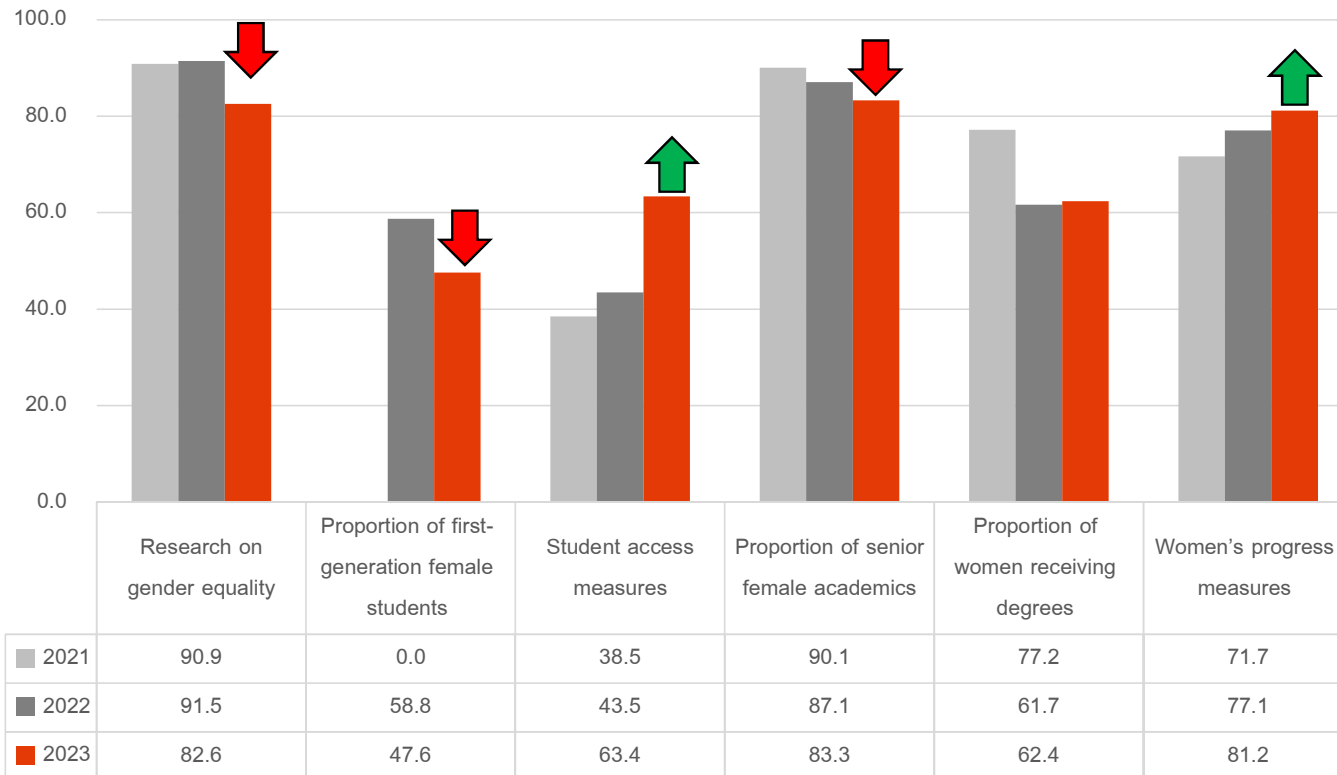
Metric Score of SDG4



Year	Score
2021	55.5
2022	77.1
2023	73.6

Note: The above scores are metric scores, but indicator scores have not yet been published.

Metric Score of SDG5

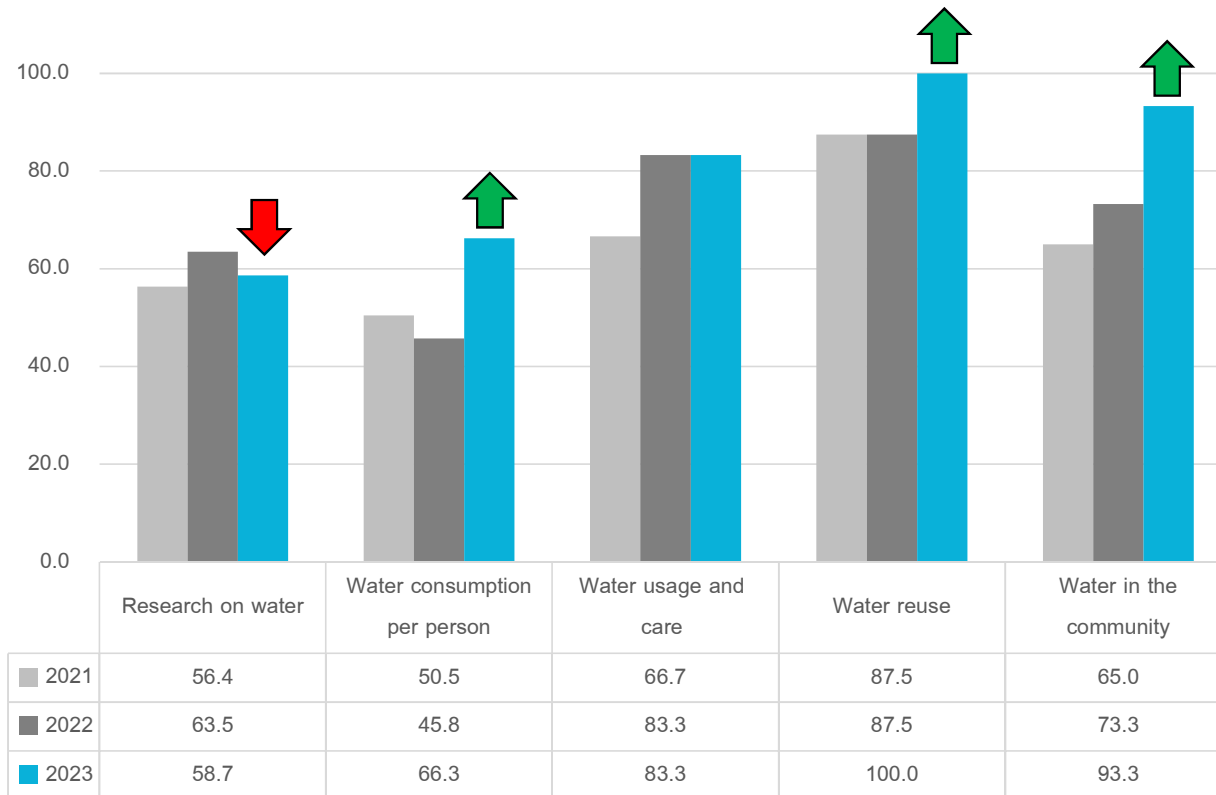


Year	Score
2021	64.2
2022	72.8
2023	71.8



Note: The above scores are metric scores, but indicator scores have not yet been published.

Metric Score of SDG6

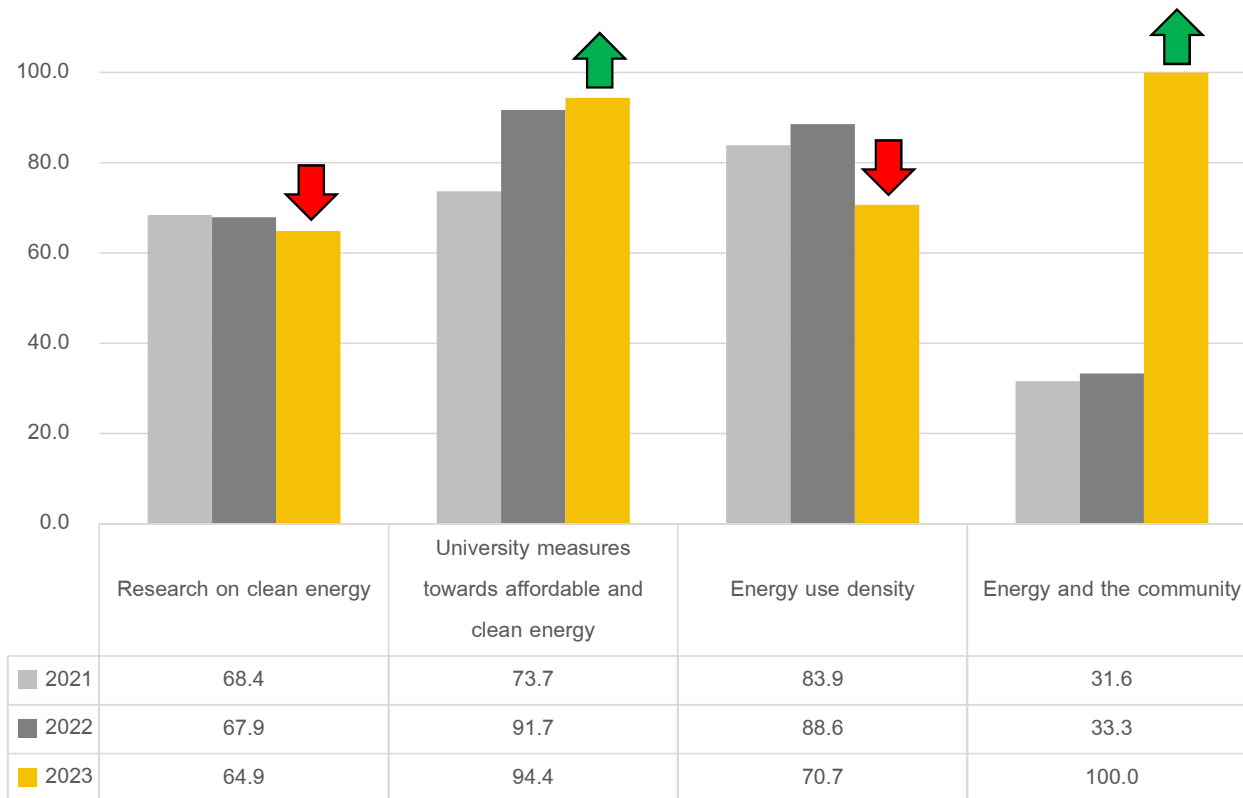


Year	Score
2021	63.0
2022	69.5
2023	77.3



Note: The above scores are metric scores, but indicator scores have not yet been published.

Metric Score of SDG7

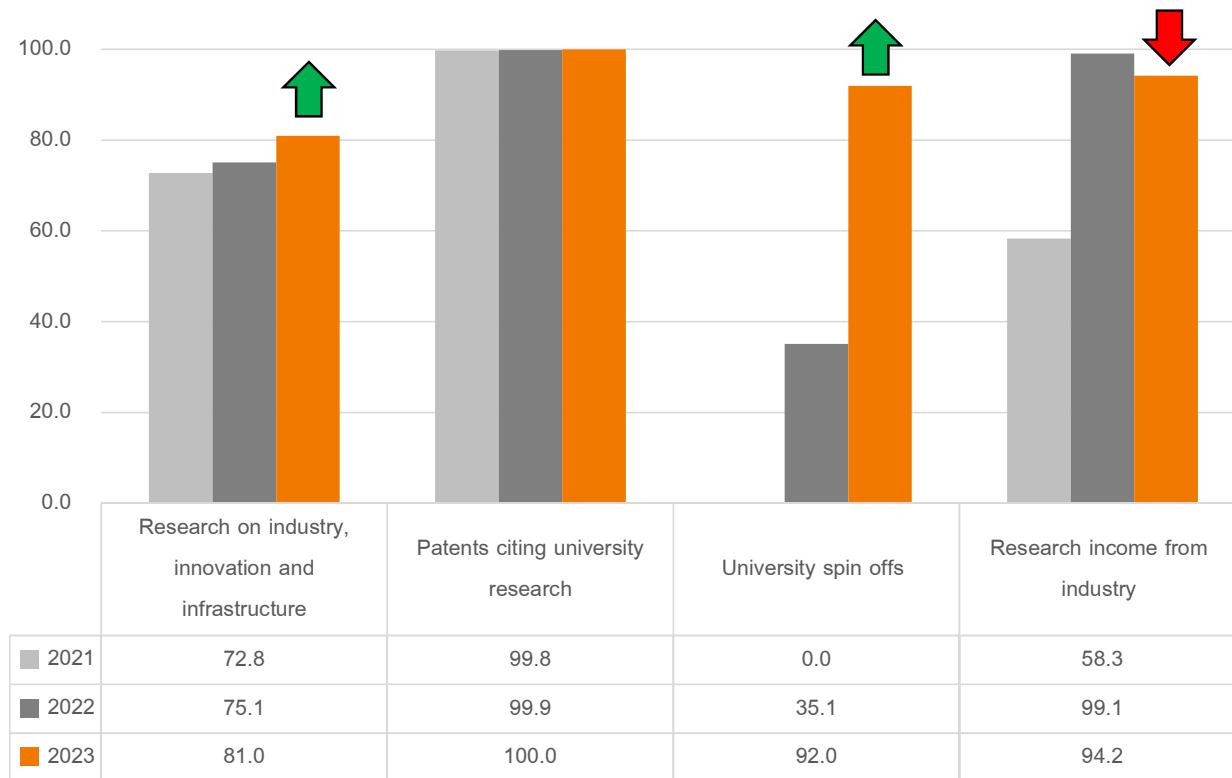


Year	Score
2021	65.4
2022	71.0
2023	81.3



Note: The above scores are metric scores, but indicator scores have not yet been published.

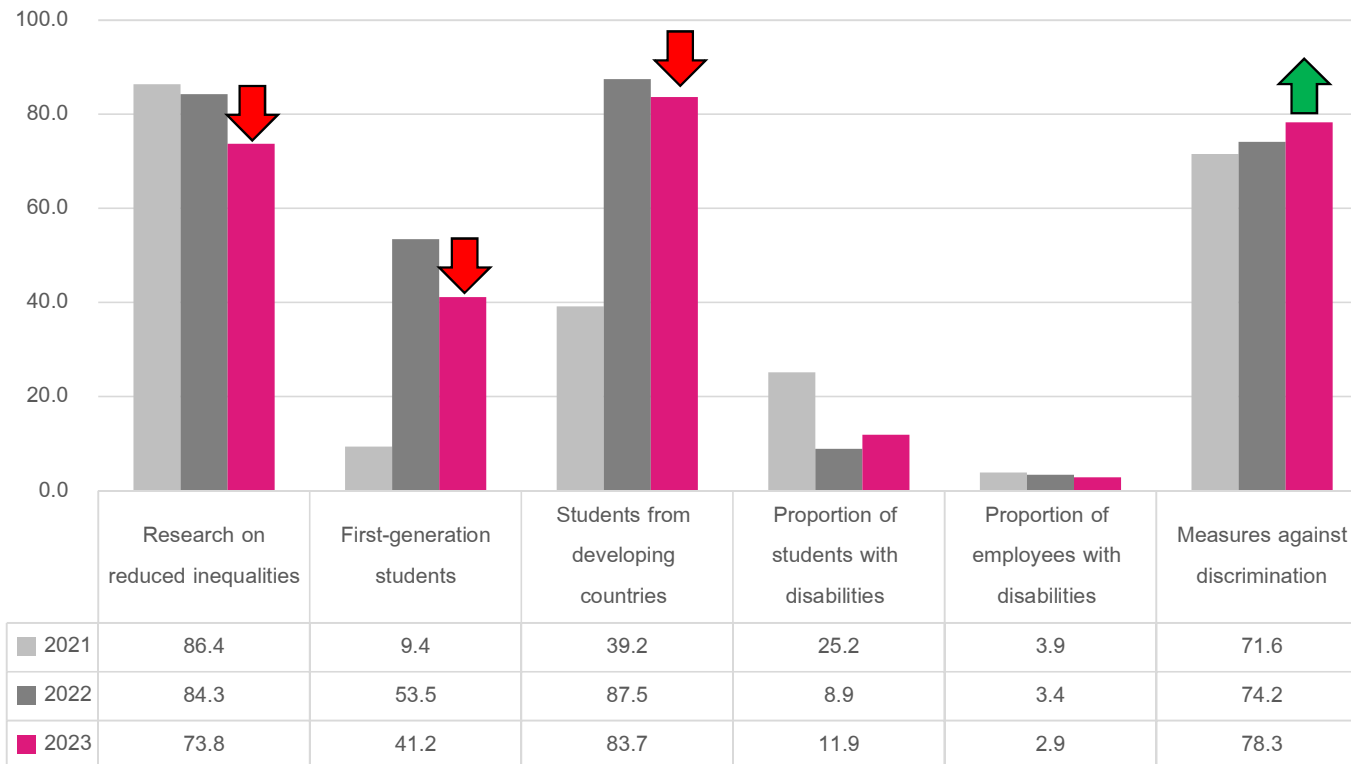
Metric Score of SDG9



Year	Score
2021	46.2
2022	74.3
2023	92.8

Note: The above scores are metric scores, but indicator scores have not yet been published.

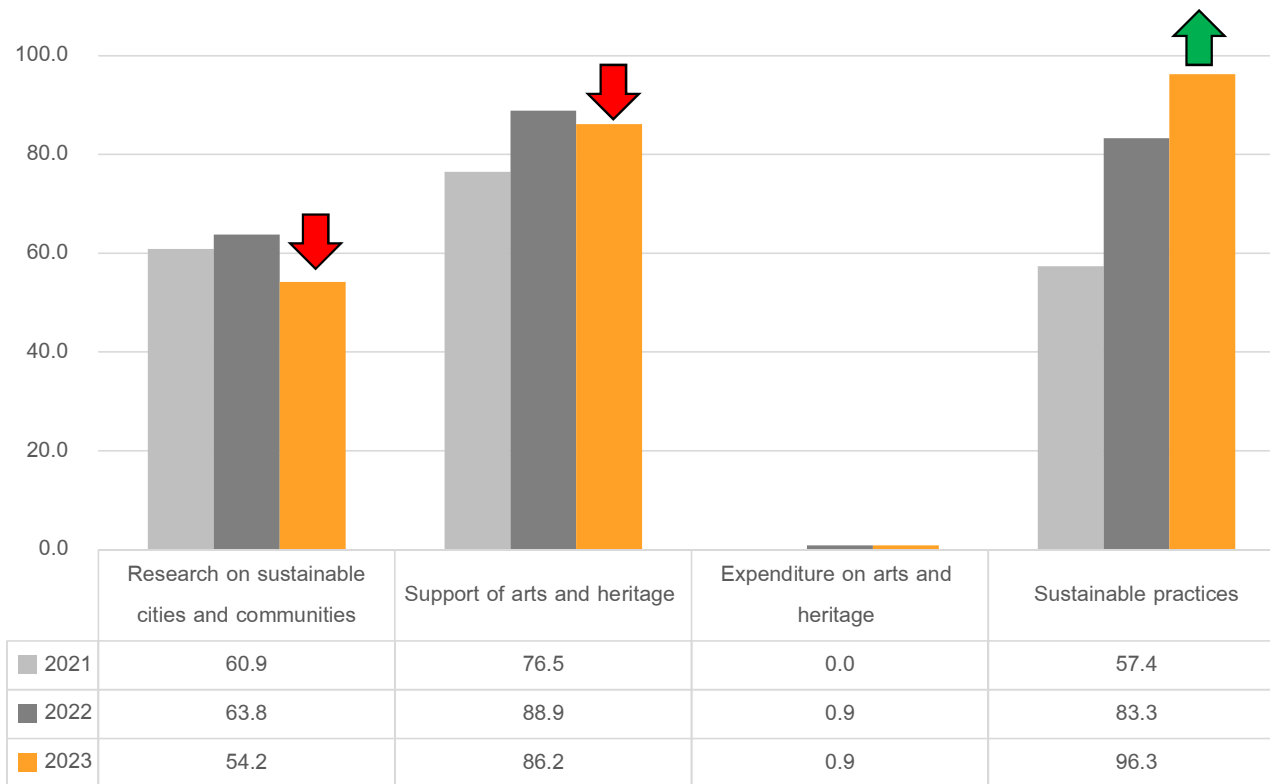
Metric Score of SDG10



Year	Score
2021	47.8
2022	60.1
2023	55.9

Note: The above scores are metric scores, but indicator scores have not yet been published.

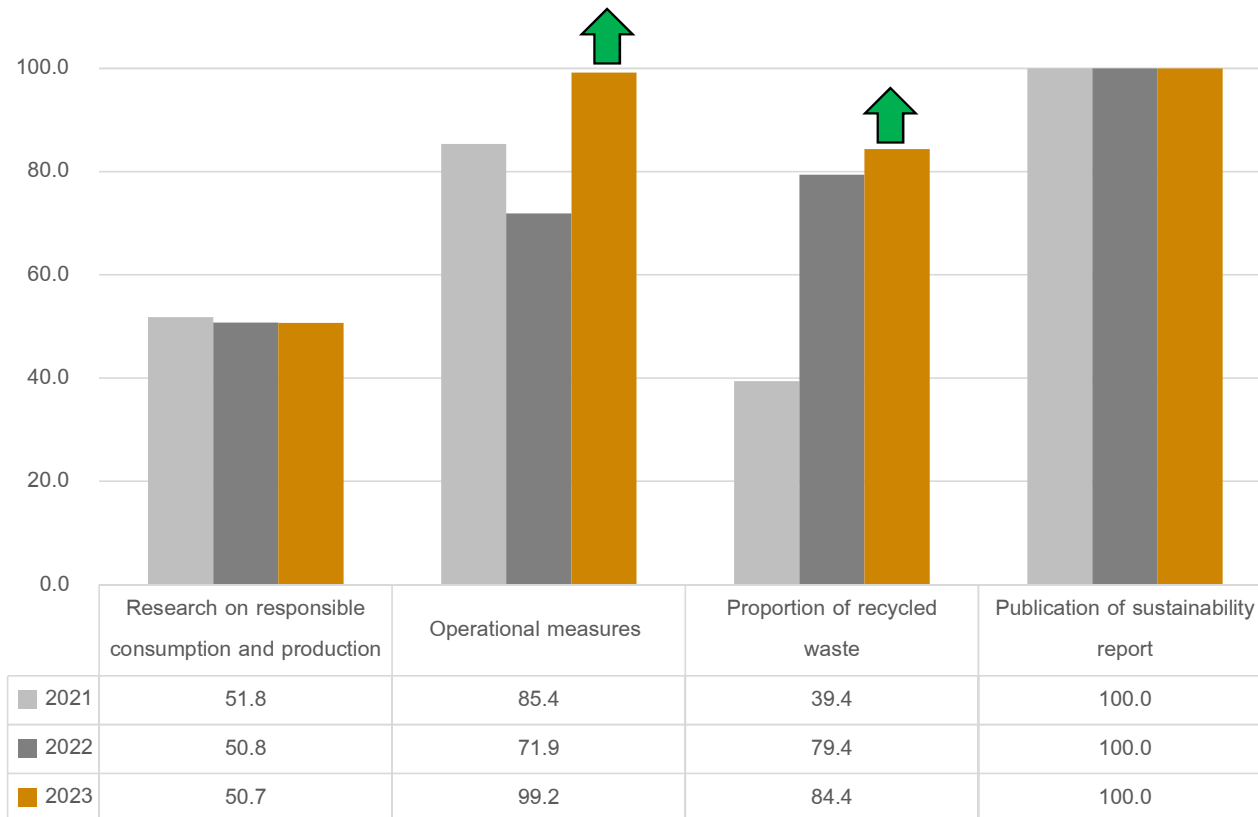
Metric Score of SDG11



Year	Score
2021	53.9
2022	66.7
2023	68.0

Note: The above scores are metric scores, but indicator scores have not yet been published.

Metric Score of SDG12

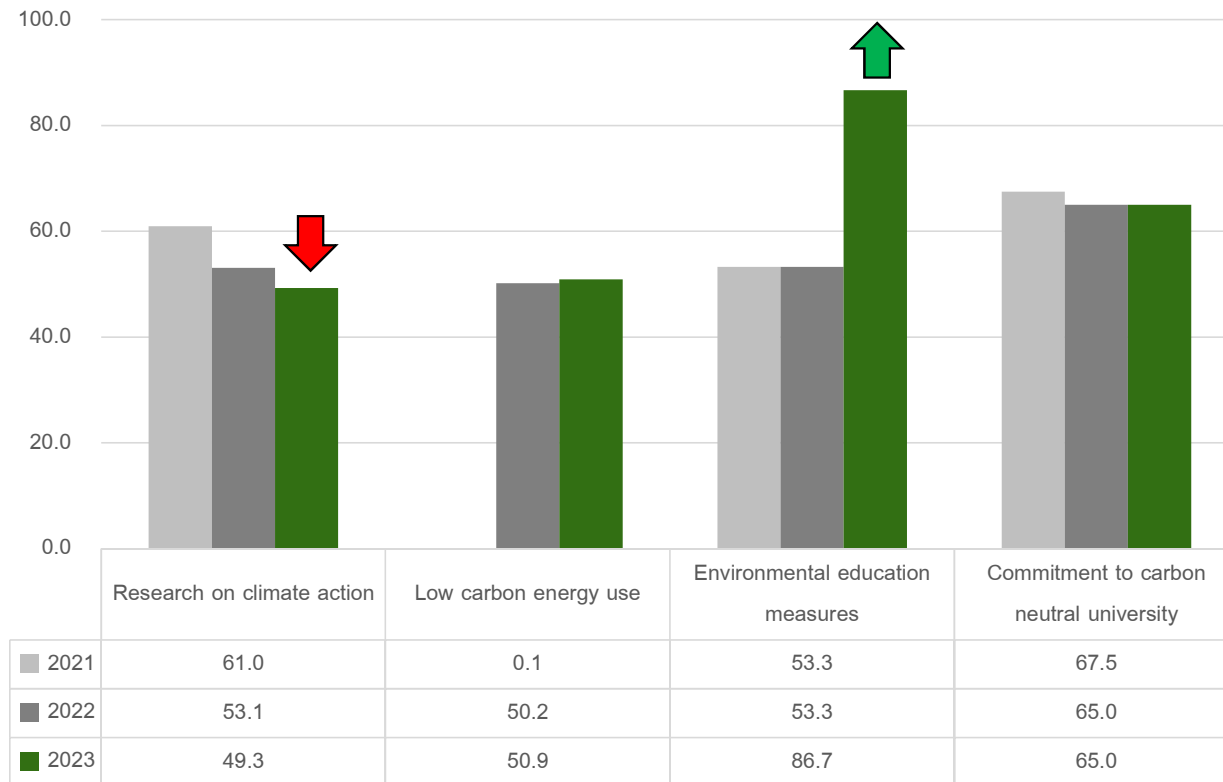


Year	Score
2021	66.7
2022	73.7
2023	82.3



Note: The above scores are metric scores, but indicator scores have not yet been published.

Metric Score of SDG13



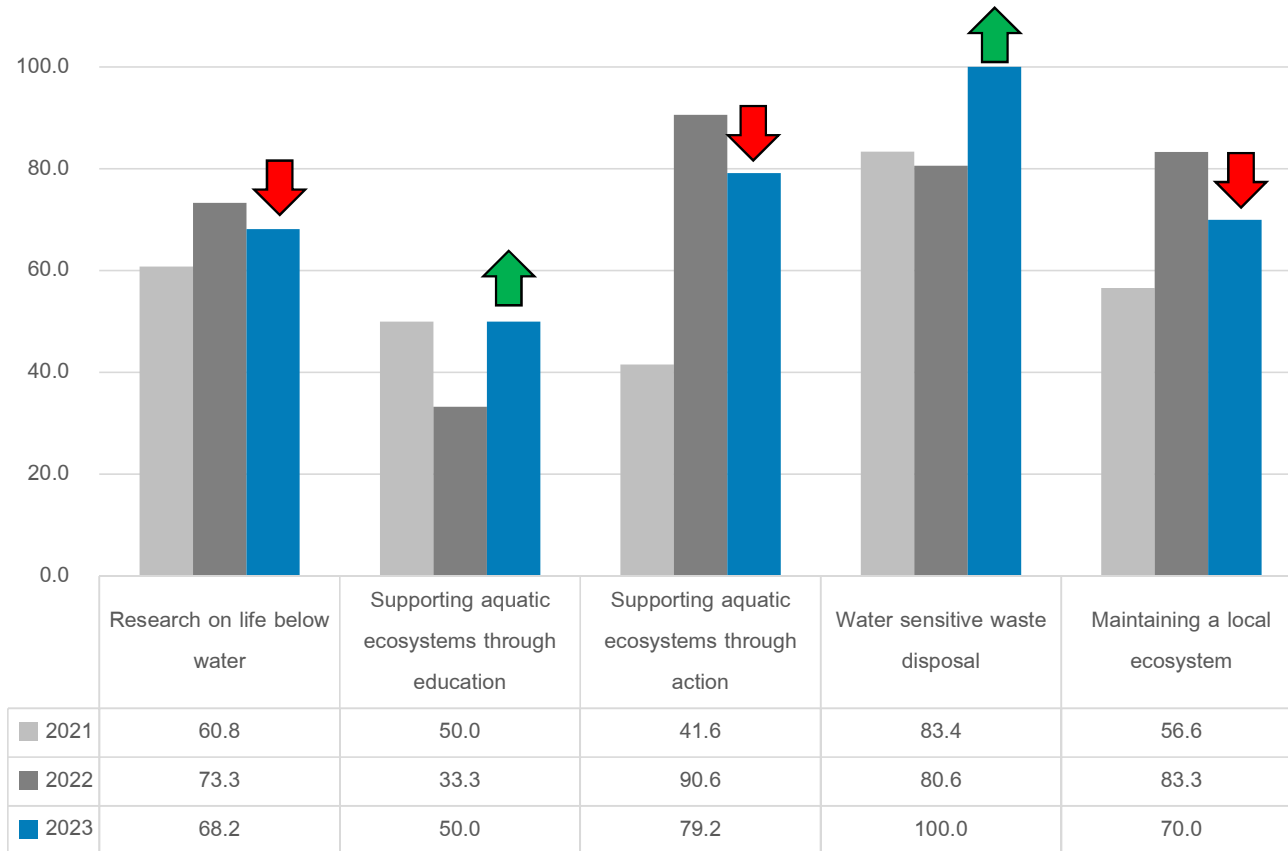
Year	Score
2021	44.3
2022	55.1
2023	61.9

Note: The above scores are metric scores, but indicator scores have not yet been published.

Metric Score of SDG14

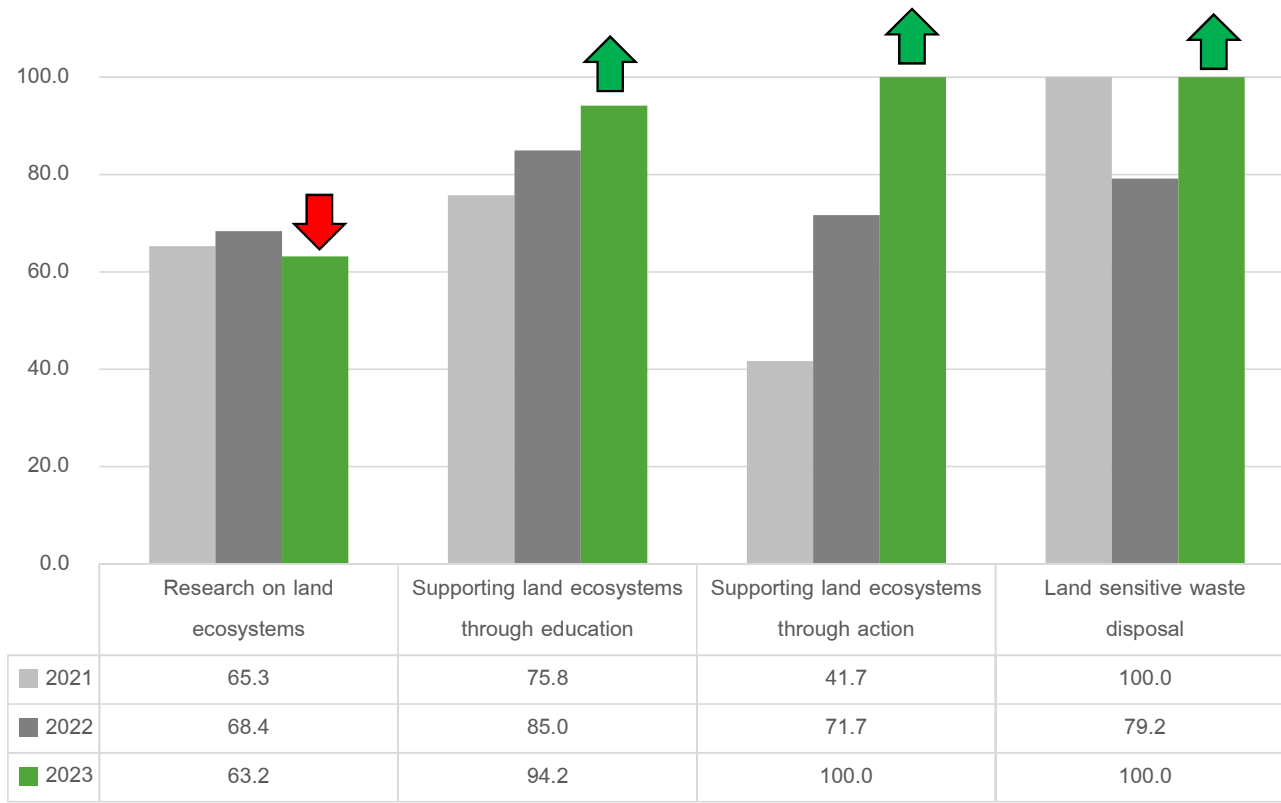


Year	Score
2021	59.0
2022	73.8
2023	74.0



Note: The above scores are metric scores, but indicator scores have not yet been published.

Metric Score of SDG15



Year	Score
2021	69.3
2022	75.6
2023	88.7

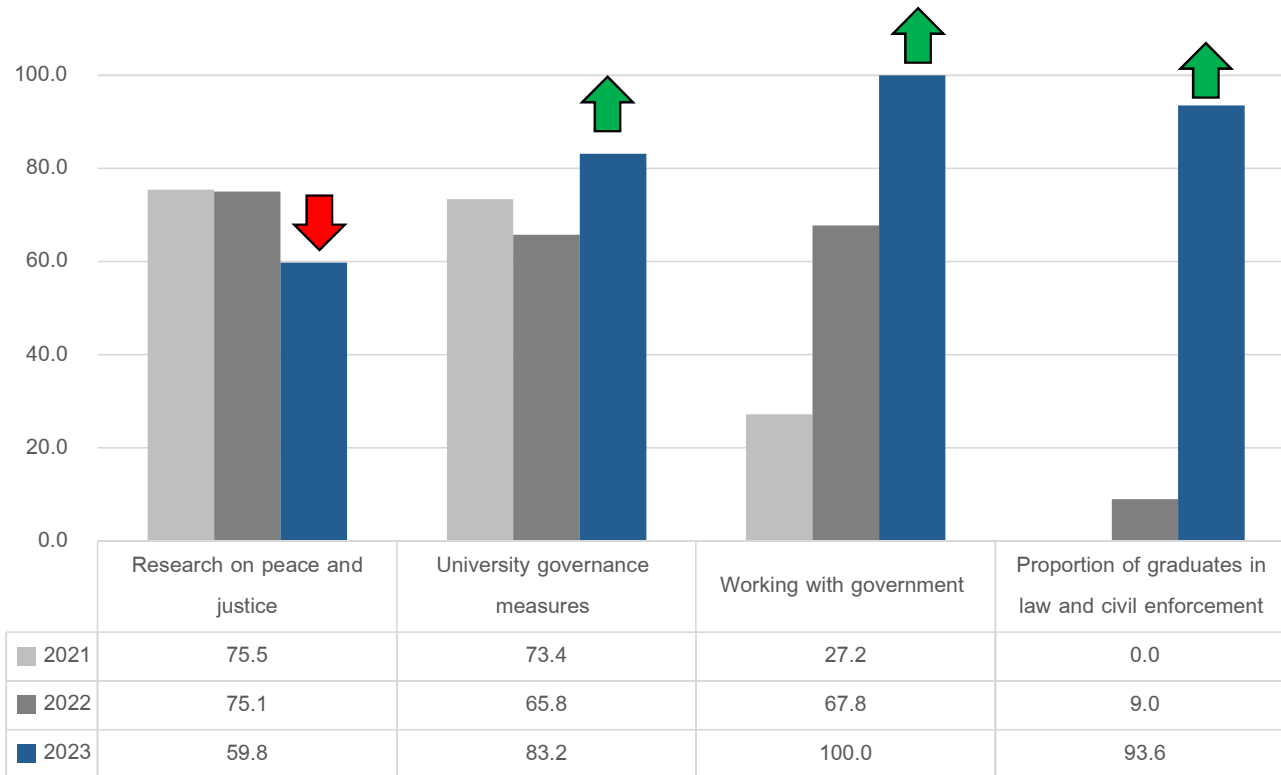


Note: The above scores are metric scores, but indicator scores have not yet been published.

Metric Score of SDG16

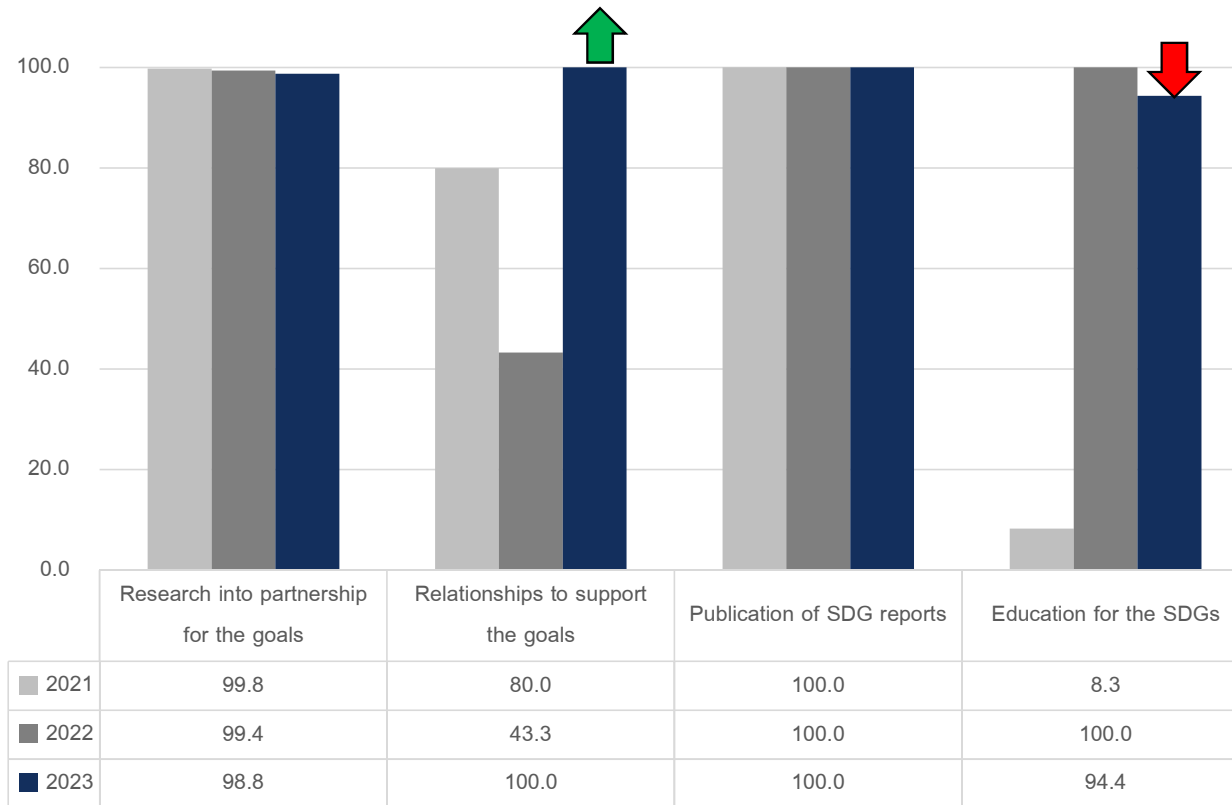


Year	Score
2021	46.2
2022	55.6
2023	83.2



Note: The above scores are metric scores, but indicator scores have not yet been published.

Metric Score of SDG17

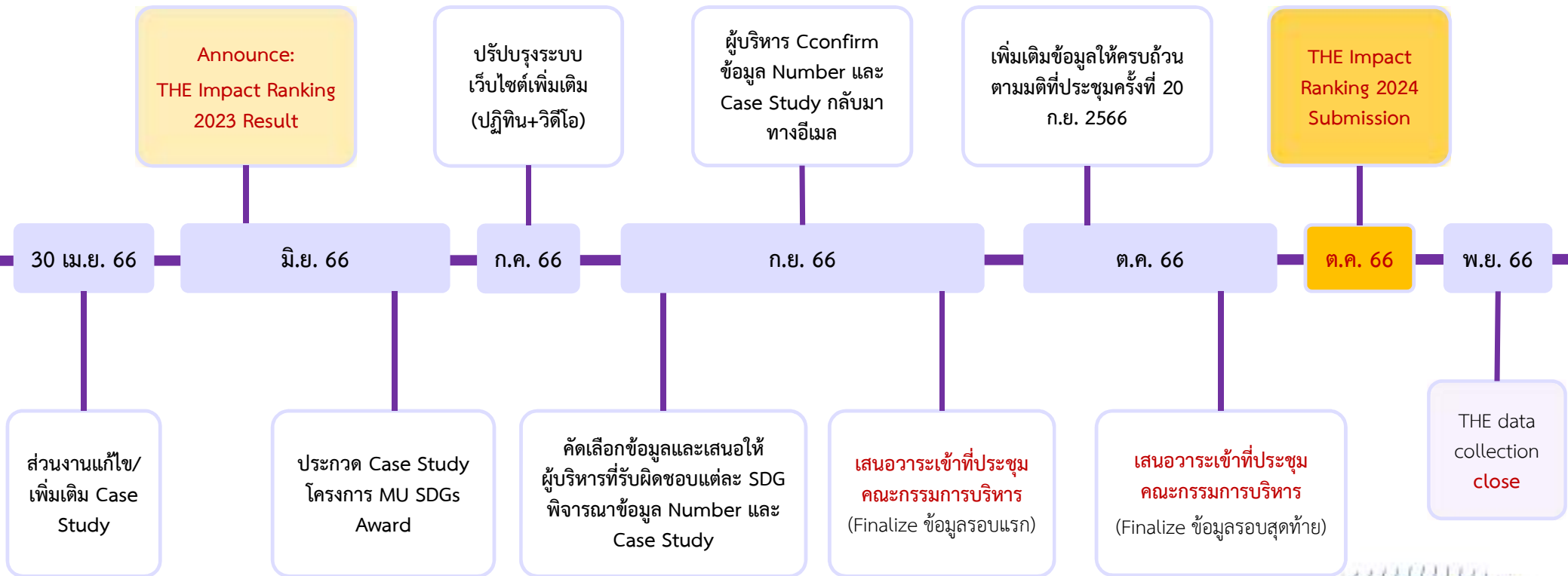


Year	Score
2021	71.3
2022	89.4
2023	98.1



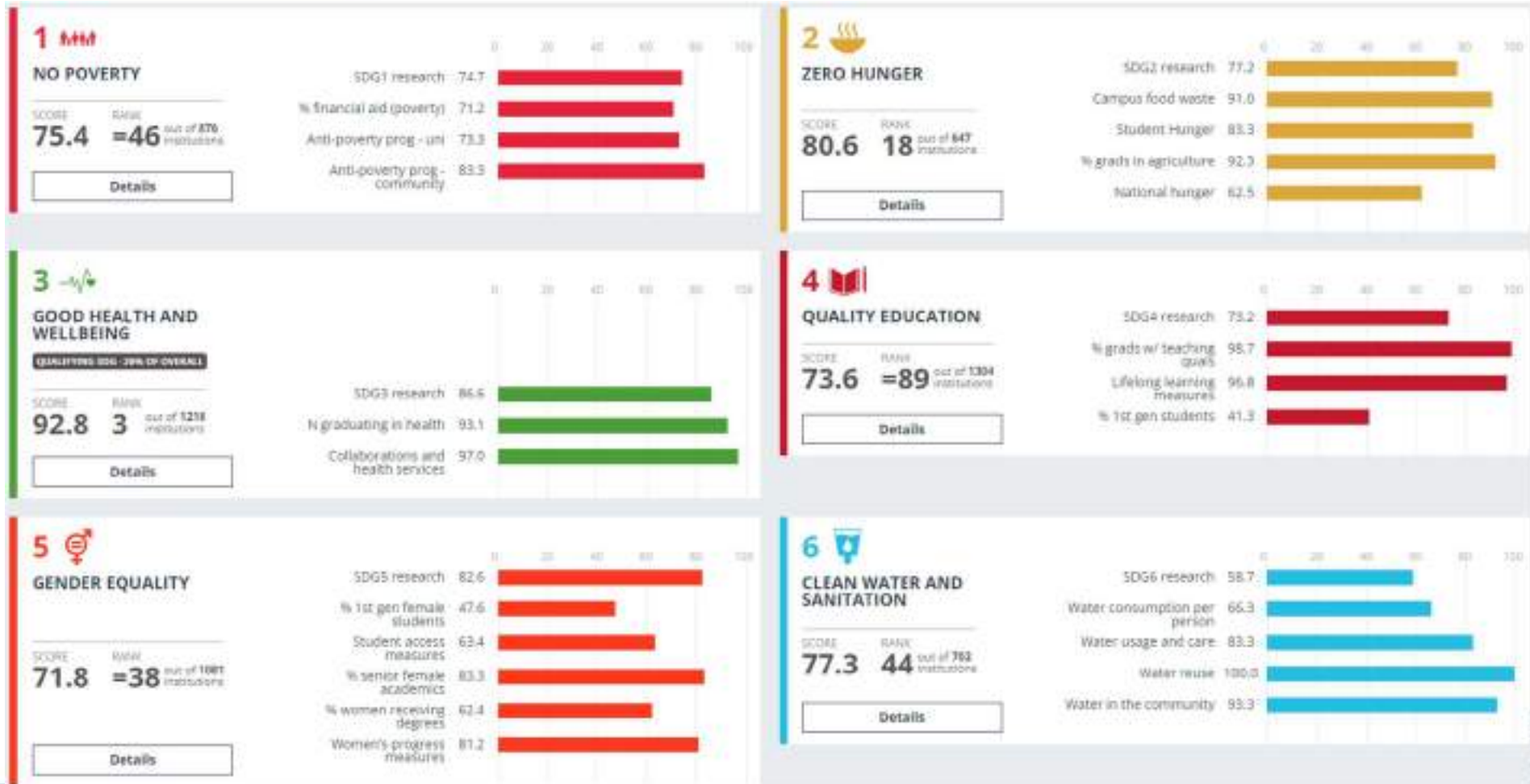
Note: The above scores are metric scores, but indicator scores have not yet been published.

Submission Timeline of THE Impact Ranking 2024

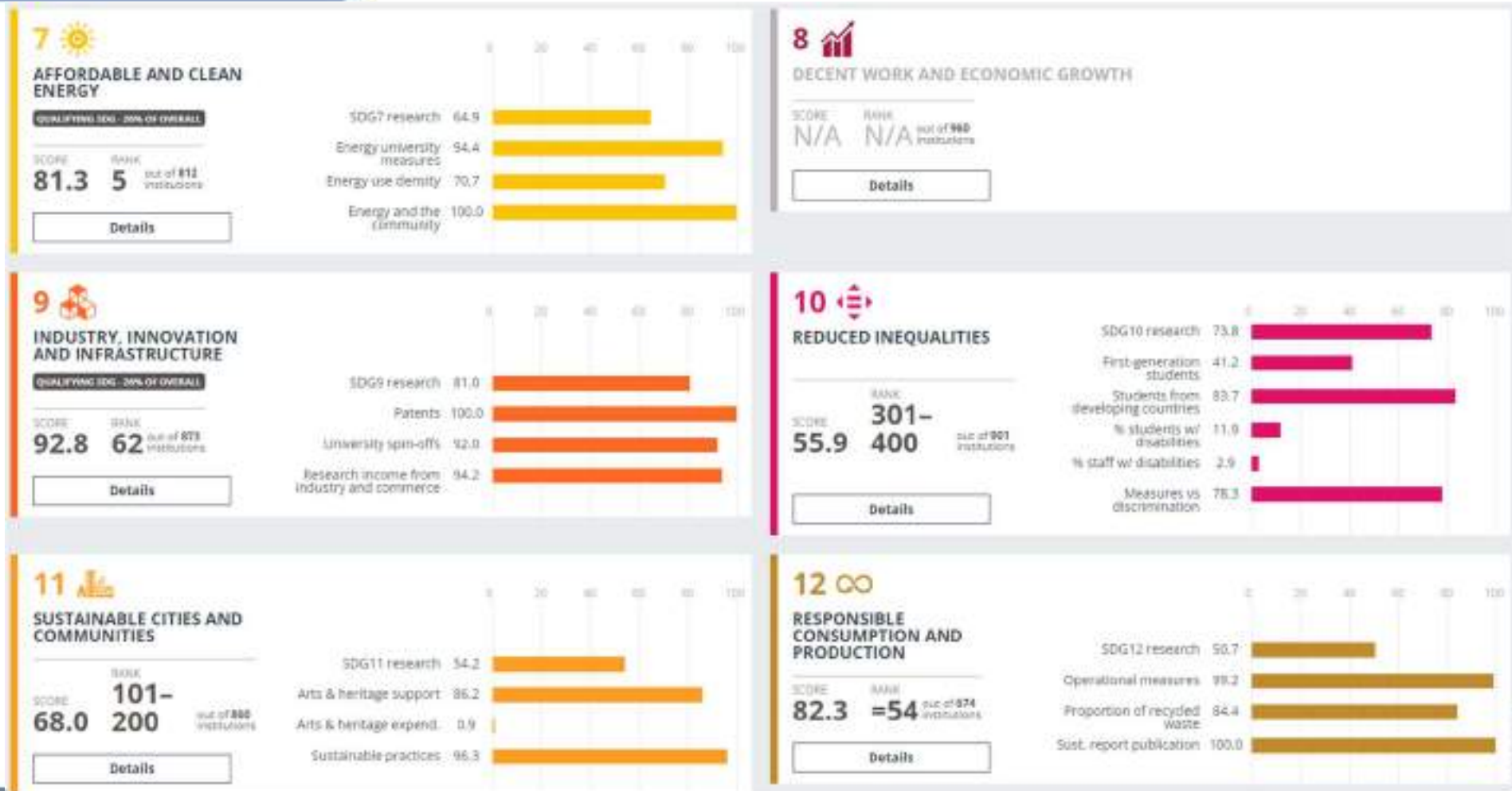


THANK YOU

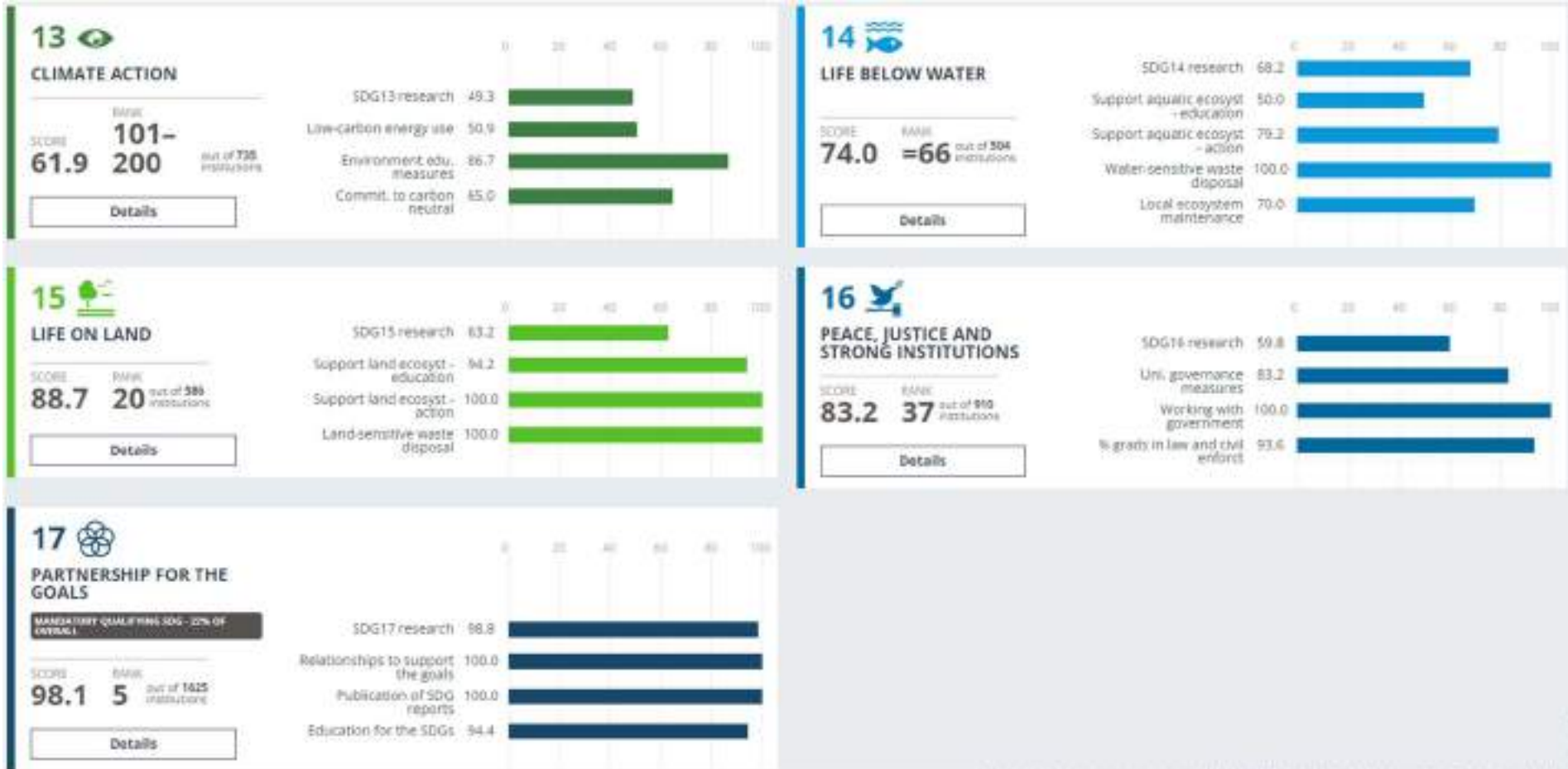
Score Detail of Mahidol University



Score Detail of Mahidol University




Score Detail of Mahidol University



Institution name	Country name	Rank	Score
University of Calgary	Canada	=34	92.6
University of Galway	Ireland	=34	92.6
University of East Anglia	United Kingdom	=36	92.5
University of Strathclyde	United Kingdom	=36	92.5

Mahidol University	Thailand	38	92.4
--------------------	----------	----	------



SDG SCORES

	SDG 1 No Poverty	SDG 2 Zero Hunger	SDG 3 Health	SDG 4 Education	SDG 5 Gender Equality	SDG 6 Clean Water	SDG 7 Clean Energy	SDG 8 Economic Growth	SDG 9 Innovation	SDG 10 Reduced Inequalities	SDG 11 Sustainability	SDG 12 Consumption	SDG 13 Climate Action	SDG 14 Life below Water	SDG 15 Life on Land	SDG 16 Peace and Justice	SDG 17 Working Together	
Your SDG Scores																		
	75.4	80.6	92.8	73.6	71.8	77.3	81.3	-	92.8	55.9	68.0	32.3	61.9	74.0	88.7	83.2	98.1	
Worldwide SDG scores																		
Top	92.0	90.6	94.0	92.3	80.3	92.7	85.8	83.7	100.0	92.1	93.4	93.4	92.8	96.2	97.4	94.1	98.8	
75%	59.5	59.8	67.9	61.6	57.7	59.5	61.6	64.8	70.8	62.1	66.2	69.3	58.0	63.3	65.4	68.5	70.3	
Median	47.7	46.6	54.2	48.9	45.5	45.9	51.6	54.3	48.2	49.2	50.5	55.7	44.0	48.3	48.4	54.6	53.0	
25%	25.4	31.0	38.2	36.7	33.8	32.4	38.0	41.2	30.4	35.7	36.1	38.1	30.1	33.1	34.1	39.7	36.7	
Bottom	5.8	2.2	1.0	2.8	5.0	0.7	3.8	6.1	4.8	3.9	1.5	2.8	1.8	3.1	2.1	2.5	1.5	